

CO-OPHOLDINGS CO-OPERATIVE SOCIETY LIMITED AND SUBSIDIARIES

ANNUAL REPORT  
AND  
FINANCIAL STATEMENTS  
31 DECEMBER 2022

CO-OPHOLDINGS CO-OPERATIVE SOCIETY LIMITED AND SUBSIDIARIES  
ANNUAL REPORT AND FINANCIAL STATEMENTS  
FOR THE YEAR ENDED 31 DECEMBER 2022

CONTENTS	PAGE
Group Information	1
Report of the Directors	2 - 3
Statement of Directors' Responsibilities	4
Independent Auditors' Report	5 - 7
Financial Statements:	
Consolidated Statement of Financial Position	8
Consolidated Statement of Profit or loss	9
Consolidated Statement of Comprehensive Income	10
Society Statement of Financial Position	11
Society Statement of Profit or loss	12
Consolidated Statement of Changes in Equity	13
Society Statement of Changes in Equity	14
Consolidated Statement of Cash Flows	15
Society Statement of Cash Flows	16
Notes to the Financial Statements	17 - 107

CO-OPHOLDINGS CO-OPERATIVE SOCIETY LIMITED AND SUBSIDIARIES  
GROUP INFORMATION  
FOR THE YEAR ENDED 31 DECEMBER 2022

REGISTERED OFFICE AND HEAD OFFICE

Co-operative Bank House,  
L.R. No. 209/4290 (IR No. 27596)  
Haile Selassie Avenue  
P O Box 48231 - 00100,  
Tel.: 020 3276000  
NAIROBI, KENYA

SUBSIDIARIES

The Co-operative Bank of Kenya Limited  
P.O. Box 48231-00100  
Tel.: 020 3276000  
NAIROBI, KENYA

Kenya Co-operative Coffee Exporters Limited  
P.O. Box 48231 - 00100,  
Tel.: 020 3276000  
NAIROBI, KENYA

SOCIETY SECRETARY

Frederick Ndegwa  
Co-operative Bank House, Haile Selassie Avenue,  
P.O. Box 48231 - 00100,  
NAIROBI, KENYA

SHARES REGISTRAR

The Co-operative Bank of Kenya Limited  
Shares Registry Services,  
Co-operative Bank House, Haile Selassie Avenue,  
P.O. Box 48231 - 00100,  
NAIROBI, KENYA

BANKER

The Co-operative Bank of Kenya Limited,  
Co-operative Bank House, Haile Selassie Avenue,  
P.O. Box 48231 - 00100,  
NAIROBI, KENYA

LAWYERS

Various  
A list is available at the Bank

AUDITORS

Ernst & Young LLP  
Kenya-Re Towers, Upper-hill  
Off Ragati Road  
P.O. Box 44286 - 00100,  
NAIROBI, KENYA

CO-OPHOLDINGS CO-OPERATIVE SOCIETY LIMITED AND SUBSIDIARIES  
REPORT OF THE DIRECTORS  
FOR THE YEAR ENDED 31 DECEMBER 2022

The directors submit their report together with the audited financial statements for the year ended 31 December 2022 which show the state of the Group's and the Society's affairs.

**1. PRINCIPAL ACTIVITIES**

The Society is a strategic investor of Co-operative Bank of Kenya Limited on behalf of Co-operative Societies.

**2. GROUP OPERATIONS**

The Society is the majority shareholder in The Co-operative Bank of Kenya Limited (licensed under the Banking Act) which offers banking and related services. The operating results of the Society's subsidiaries: The Co-operative Bank of Kenya Limited, Kingdom Bank Limited, Co-operative Bank of South Sudan Limited, Co-optrust Investment Services Limited, Co-op Consultancy & Bancassurance Intermediary Limited, Kingdom Securities Limited, Kenya Co-operative Coffee Exporters Limited, Kenya Co-operative Coffee Millers Limited and Kenya Co-operative Coffee Dealers Limited have been included in the Group financial statements. The Co-operative Bank of Kenya Limited and Co-operative Bank of South Sudan offer a full range of banking services. Co-op Consultancy & Bancassurance Intermediary Agency Limited offers financial advisory and insurance agency services. Co-optrust Investment Services Limited is involved in the business of fund management. Kingdom Securities Limited provides stock broking and investment advisory services. Kenya Co-operative Coffee Exporters Limited markets coffee from both co-operatives and plantations. Kenya Co-operative Coffee Millers Limited mills coffee supplied by co-operatives farmers for export. Kenya Co-operative Coffee Dealers Limited value adds and sells coffee locally and internationally. Co-operative Merchant Limited is dormant.

**3. RESULTS**

The results of the Group for the year are set out from page 8.

**4. RECOMMENDED DIVIDEND**

The directors recommend payment of a first and final dividend of KShs 1.50 (2021 - KShs 1) for every ordinary share of KShs 1. The dividends will be paid on or about 9 June 2023 to the shareholders registered on the Bank's register at the close of business on 24 May 2023. The register will remain closed for one day on 25 May 2023 for the preparation of dividend warrants.

**5. RESERVES**

The movement in the Group's reserves is shown on page 13 of these financial statements.

**6. GROUP DIRECTORS**

The directors who served during the year and to the date of this report were:

M. Malonza, MBS, HSC	-Chairman
P. K. Githendu	-Vice Chairman
J. Sitienei	
R. L. Kimanthi	
S. Odhiambo (Mrs)	
G. K. Mburia	
W. Ongoro, HSC	
B. W. Simiyu	
J. N. Njiru	
D. M. Muthigani	
D. K. Obonyo	-Commissioner of Co-operatives
F. Ngone	
G. M'Nairobi	
M. M. Muthigani	

CO-OPHOLDINGS CO-OPERATIVE SOCIETY LIMITED AND SUBSIDIARIES  
REPORT OF THE DIRECTORS (continued)  
FOR THE YEAR ENDED 31 DECEMBER 2022

**7. STATEMENT AS TO DISCLOSURE TO THE SOCIETY'S AUDITOR**

With respect to each director at the time this report was approved:

- a) there is, so far as the person is aware, no relevant audit information of which the Society's auditor is unaware; and
- b) the person has taken all the steps that the person ought to have taken as a director so as to be aware of any relevant audit information and to establish that the Society's auditor is aware of that information.


**8. TERMS OF APPOINTMENT OF THE AUDITORS**

Ernst & Young LLP continues in office in accordance with section 25(4) of the Kenyan Co-operative Societies Act (Amended), 2004. The directors monitor the effectiveness, objectivity and independence of the auditor. The directors also approve the annual audit engagement contract which sets out the terms of the auditor's appointment and the related fees.

**9. APPROVAL OF FINANCIAL STATEMENTS**

The Board of Directors approved the financial statements on 22<sup>nd</sup> March 2023.

By order of the Board of Directors

  
.....  
MANAGER

CO-OPHOLDINGS CO-OPERATIVE SOCIETY LIMITED AND SUBSIDIARIES  
STATEMENT OF DIRECTORS' RESPONSIBILITIES  
FOR THE YEAR ENDED 31 DECEMBER 2022

The Kenyan Co-operative Societies Act (Amended), 2004 requires the directors to prepare financial statements for each year, which give a true and fair view of the financial position of the Society as at the end of the financial year and of its profit or loss for that year. It also requires the directors to ensure that the Society maintains proper accounting records that are sufficient to show and explain the transactions of the society and disclose, with reasonable accuracy, the financial position of the society. The directors are also responsible for safeguarding the assets of the Society and ensuring that the business of the Society has been conducted in accordance with its objectives, by-laws and any other resolutions made at the Society's general meetings.

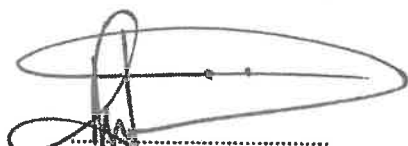
The directors accept responsibility for the preparation and presentation of these financial statements in accordance with International Financial Reporting Standards and in the manner required by the Kenya Co-operative Societies Act, (Amended), 2004. They also accept responsibility for:

- (i) designing, implementing and maintaining such internal control as they determine necessary to enable the presentation of financial statements that are free from material misstatement, whether due to fraud or error;
- (ii) selecting suitable accounting policies and applying them consistently; and
- (iii) Making accounting estimates and judgements that are reasonable in the circumstances.

Having made an assessment of the Society's ability to continue as a going concern, the directors are not aware of any material uncertainties related to events or conditions that may cast doubt upon the Society's ability to continue as a going concern.

The directors acknowledge that the independent audit of the financial statements does not relieve them of their responsibilities.

Approved by the board of directors on 22/03/2023 2023 and signed on its behalf by:

  
.....  
CHAIRMAN

  
.....  
VICE CHAIRMAN

  
.....  
MANAGER

**INDEPENDENT AUDITORS' REPORT  
TO THE SHAREHOLDERS OF  
CO-OPHOLDINGS CO-OPERATIVE SOCIETY LIMITED AND SUBSIDIARIES**

**REPORT ON THE AUDIT OF THE CONSOLIDATED AND SEPARATE FINANCIAL STATEMENTS**

***Opinion***

We have audited the accompanying consolidated and separate financial statements of Co-opholdings Co-operative Society Limited (the Society) and its subsidiaries (together, the Group) set out on pages 8 to 107, which comprise the consolidated and separate statements of financial position as at 31 December 2022, and the consolidated and separate statements of profit or loss and other comprehensive income, consolidated and separate statements of changes in equity and consolidated and separate statements of cash flows for the year then ended, and notes to the consolidated and separate financial statements, including a summary of significant accounting policies.

In our opinion, the financial statements present fairly, in all material respects, the financial position of Co-opholdings Co-operative Society Limited and its subsidiaries as at 31 December 2022, and its financial performance and cash flows for the year then ended in accordance with International Financial Reporting Standards and the requirements of the Kenyan Co-operative Societies Act, (Amended), 2004.

***Basis for Opinion***

We conducted our audit in accordance with International Standards on Auditing (ISAs). Our responsibilities under those standards are further described in the Auditor's Responsibilities for the Audit of the Consolidated and separate Financial Statements section of our report. We are independent of the group in accordance with the International Ethics Standards Board for Accountants' Code of Ethics for Professional Accountants (IESBA Code). We have fulfilled our other ethical responsibilities in accordance with the IESBA Code, and in accordance with other ethical requirements applicable to performing audits of financial statements in Kenya. We believe that the audit evidence we have obtained is sufficient and appropriate to provide a basis for our opinion.

***Other Information***

The directors are responsible for the other information. The other information comprises the Report of the Directors as required by the Kenyan Co-operative Societies Act (Amended), 2004. Other information does not include the consolidated and separate financial statements and our auditor's report thereon.

Our opinion on the consolidated and separate financial statements does not cover the other information and we do not express any form of assurance conclusion thereon, other than that prescribed by the Kenya Co-operative Societies Act (Amended), 2004, as set out below.

In connection with our audit of the consolidated and separate financial statements, our responsibility is to read the other information and, in doing so, consider whether the other information is materially inconsistent with the consolidated and separate financial statements or our knowledge obtained in the audit, or otherwise appears to be materially misstated.

If, based on the work we have performed on the other information obtained prior to the date of this auditor's report, we conclude that there is a material misstatement of this other information, we are required to report that fact. We have nothing to report in this regard.

### ***Responsibilities of the directors for the consolidated and separate financial statements***

The directors are responsible for the preparation and fair presentation of the consolidated and separate annual financial statements in accordance with International Financial Reporting Standards and the requirements of the Kenyan Co-operative Societies Act, (Amended), 2004, and for such internal control as directors determine is necessary to enable the preparation of consolidated and separate financial statements that are free from material misstatement, whether due to fraud or error.

In preparing the consolidated and separate financial statements, directors are responsible for assessing the Society's ability to continue as a going concern, disclosing, as applicable, matters related to going concern and using the going concern basis of accounting unless the directors either intend to liquidate the Group or to cease operations, or has no realistic alternative but to do so.

The directors are responsible for overseeing the Society's financial reporting processes

### ***Auditor's Responsibilities for the Audit of the Consolidated and Separate Financial Statements***

Our objectives are to obtain reasonable assurance about whether the consolidated and separate annual financial statements as a whole are free from material misstatement, whether due to fraud or error, and to issue an auditor's report that includes our opinion. Reasonable assurance is a high level of assurance but is not a guarantee that an audit, conducted in accordance with ISAs, will always detect a material misstatement when it exists. Misstatements can arise from fraud or error and are considered material if, individually or in the aggregate, they could reasonably be expected to influence the economic decisions of users taken on the basis of these consolidated financial statements.

As part of an audit in accordance with ISAs, we exercise professional judgment and maintain professional scepticism throughout the audit. We also:

- Identify and assess the risks of material misstatement of the consolidated and separate annual financial statements, whether due to fraud or error, design and perform audit procedures responsive to those risks, and obtain audit evidence that is sufficient and appropriate to provide a basis for our opinion. The risk of not detecting a material misstatement resulting from fraud is higher than for one resulting from error, as fraud may involve collusion, forgery, intentional omissions, misrepresentations, or the override of internal control.
- Obtain an understanding of internal control relevant to the audit in order to design audit procedures that are appropriate in the circumstances, but not for the purpose of expressing an opinion on the effectiveness of the Society's internal control.
- Evaluate the appropriateness of accounting policies used and the reasonableness of accounting estimates and related disclosures made by management.
- Conclude on the appropriateness of management's use of the going concern basis of accounting and, based on the audit evidence obtained, whether a material uncertainty exists related to events or conditions that may cast significant doubt on the Group's ability to continue as a going concern. If we conclude that a material uncertainty exists, we are required to draw attention in our auditor's report to the related disclosures in the consolidated and separate annual financial statements or, if such disclosures are inadequate, to modify our opinion. Our conclusions are based on the audit evidence obtained up to the date of our auditor's report. However, future events or conditions may cause the Society to cease to continue as a going concern.
- Evaluate the overall presentation, structure and content of the consolidated and separate annual financial statements, including the disclosures, and whether the consolidated annual financial statements represent the underlying transactions and events in a manner that achieves fair presentation.
- Obtain sufficient appropriate audit evidence regarding the financial information of the entities or business activities within the Society to express an opinion on the consolidated and separate annual financial statements. We are responsible for the direction, supervision and performance of the society audit. We remain solely responsible for our audit opinion.

***Auditor's Responsibilities for the Audit of the Consolidated and Separate Financial Statements  
(continued)***


We communicate with those charged with governance regarding, among other matters, the planned scope and timing of the audit and significant audit findings, including any significant deficiencies in internal control that we identify during our audit.

**REPORT ON OTHER LEGAL REQUIREMENTS**

As required by the Kenyan Co-operative Societies Act (Amended), 2004, we report to you, based on our audit, that:

- (i) We have obtained all the information and explanations which, to the best of our knowledge and belief, were necessary for the purposes of our audit;
- (ii) In our opinion proper books of account have been kept by the group and the society, so far as appears from our examination of those books;
- (iii) Based on our audit, nothing has come to our attention that causes us to believe that the society's business has not been conducted:
  - (a) in accordance with the provisions of the Kenyan Co-operative Societies Act (Amended), 2004.
  - (b) in accordance with the Co-operative Society's objectives, by-laws and any other resolutions made by the Society at general meetings.

The engagement partner responsible for the audit resulting in this independent auditor's report is CPA Nancy Muhoya, Practising Certificate No. 2158.



For and on behalf of Ernst & Young LLP  
Certified Public Accountants  
Nairobi, Kenya


05 / 04 / 2023

CO-OPHOLDINGS CO-OPERATIVE SOCIETY LIMITED AND SUBSIDIARIES  
CONSOLIDATED STATEMENT OF FINANCIAL POSITION  
AS AT 31 DECEMBER 2022

ASSETS	Notes	2022 KShs'000	2021 KShs'000
Cash and balances with Central Bank of Kenya	6	28,106,288	30,828,477
Deposits and balances due from banks	7	9,983,779	8,535,973
Debt instruments at fair value through other comprehensive income	8	99,963,950	107,837,175
Equity instruments at fair value through other comprehensive income	8	388,857	395,933
Derivative financial instruments	9	206,725	199,765
Other assets	10	30,336,315	20,835,554
Loans and advances to customers	11(a)	339,054,497	309,787,998
Inventory	12	96,915	108,135
Debt instruments at amortized cost	13	74,799,963	77,529,736
Tax recoverable	24(b)	330,854	-
Investment in associates	15	2,483,303	2,146,675
Intangible assets	16	2,621,245	2,541,241
Prepaid lease rentals	17	32,693	33,303
Property and equipment	18	6,809,163	6,350,039
Right-of-use assets	19	2,644,934	3,980,475
Deferred tax asset	20	6,044,575	5,360,047
Goodwill	14	3,294,000	3,294,000
<b>TOTAL ASSETS</b>		<b><u>607,198,056</u></b>	<b><u>579,764,526</u></b>
<b>LIABILITIES</b>			
Deposits and balances due to banks	21	1,087,501	792,102
Customer deposits	22	423,701,109	407,667,662
Loans and borrowings	23	48,102,072	42,914,622
Tax payable	24(b)	-	903,763
Provisions	25	276,702	173,866
Other liabilities	26	26,085,986	26,895,152
Government grant		387,989	406,465
Deferred tax liability	20	-	-
<b>TOTAL LIABILITIES</b>		<b><u>499,641,359</u></b>	<b><u>479,753,632</u></b>
<b>EQUITY ATTRIBUTABLE TO EQUITY HOLDERS OF PARENT</b>			
Share capital	28	3,787,715	3,787,715
Share premium	29	1,234,295	1,234,295
Reserves	30	60,915,547	56,943,087
Proposed dividends	31	5,537,640	3,693,023
		71,475,197	65,658,120
Non-controlling interest		36,081,499	34,352,774
<b>TOTAL EQUITY</b>		<b><u>107,556,696</u></b>	<b><u>100,010,894</u></b>
<b>TOTAL LIABILITIES &amp; EQUITY</b>		<b><u>607,198,056</u></b>	<b><u>579,764,526</u></b>

The financial statements were approved by the Board of Directors on 22/03/2023 and signed on its behalf by: -

M. Malonza, MBS, HSC - Chairman  
P. K. Githendu - Vice Chairman  
F. Ndegwa - Manager



CO-OPHOLDINGS CO-OPERATIVE SOCIETY LIMITED AND SUBSIDIARIES  
CONSOLIDATED STATEMENT OF PROFIT OR LOSS  
FOR THE YEAR ENDED 31 DECEMBER 2022

	Notes	2022 KShs'000	2021 KShs'000
Interest income	32	61,710,360	55,643,780
Interest expense	33	<u>(16,221,183)</u>	<u>(14,611,231)</u>
<b>NET INTEREST INCOME</b>		<b>45,489,177</b>	<b>41,032,549</b>
Fees and Commission income	34	20,157,211	15,244,009
Net trading income	35	4,717,290	2,849,297
Amortization of government grants	27	18,476	18,476
Other income	36	<u>930,266</u>	<u>2,100,490</u>
<b>OPERATING INCOME</b>		<b><u>71,312,420</u></b>	<b><u>61,244,821</u></b>
Credit loss expense on loans and advances	11(c)	(8,676,736)	(7,929,256)
Credit loss expense on other financial assets and commitments	41	(439,057)	(540,675)
Other operating expenses	37	<u>(33,301,032)</u>	<u>(30,022,540)</u>
<b>OPERATING EXPENSES</b>		<b><u>(42,416,825)</u></b>	<b><u>(38,492,470)</u></b>
<b>OPERATING PROFIT</b>		<b>28,895,595</b>	<b>22,752,350</b>
Share of profit of an associate	15	<u>416,141</u>	<u>305,579</u>
<b>PROFIT BEFORE TAX</b>		<b>29,311,736</b>	<b>23,057,929</b>
Income tax expense	24(a)	<u>(7,389,055)</u>	<u>(6,104,960)</u>
<b>PROFIT FOR THE YEAR</b>		<b><u>21,922,681</u></b>	<b><u>16,952,969</u></b>
<b>Attributable to:</b>			
Equity holders of the parent entity		14,126,210	11,112,233
Non-controlling interest		<u>7,796,471</u>	<u>5,840,736</u>
		<b><u>21,922,681</u></b>	<b><u>16,952,969</u></b>
Basic earnings per share (KShs)	38	<u>3.73</u>	<u>2.93</u>
Diluted earnings per share (KShs)	38	<u>3.73</u>	<u>2.93</u>

CO-OPHOLDINGS CO-OPERATIVE SOCIETY LIMITED AND SUBSIDIARIES  
CONSOLIDATED STATEMENT OF COMPREHENSIVE INCOME  
FOR THE YEAR ENDED 31 DECEMBER 2022

	Notes	2022 KShs'000	2021 KShs'000
<b>PROFIT FOR THE YEAR</b>		<b>21,922,681</b>	<b>16,952,969</b>
<i>Other comprehensive income to be reclassified to profit or loss in subsequent periods:</i>			
Net movement on debt instruments at fair value through other comprehensive income	43	(8,605,319)	(560,168)
Share of other comprehensive income of associates			
-Fair value gain/(loss) on debt instrument at fair value through other comprehensive income			(69,701)
Exchange differences on translation of a foreign operation		1,027	79,720
<i>Other comprehensive income not to be reclassified to profit or loss in subsequent periods:</i>			
-Net movement on equity instruments at fair value through other comprehensive income			943
- Revaluation of building		188,981	-
Share of other comprehensive income of associates		(171,431)	-
<b>OTHER COMPREHENSIVE INCOME, NET OF TAX</b>		<b>(8,586,742)</b>	<b>(549,206)</b>
<b>TOTAL COMPREHENSIVE INCOME FOR THE YEAR, NET OF INCOME TAX</b>		<b><u>13,335,939</u></b>	<b><u>16,403,763</u></b>
<b>Attributed to:-</b>			
Equity holders of the parent entity		8,906,664	10,750,871
Non-controlling interest		<u>4,429,275</u>	<u>5,652,892</u>
		<b><u>13,335,939</u></b>	<b><u>16,403,763</u></b>

CO-OPHOLDINGS CO-OPERATIVE SOCIETY LIMITED AND SUBSIDIARIES  
SOCIETY STATEMENT OF FINANCIAL POSITION  
AS AT 31 DECEMBER 2022

	Notes	2022 KShs'000	2021 KShs'000
<b>ASSETS</b>			
Bank balance	6	8,178	3,920
Investment in subsidiaries	14	4,187,715	3,987,715
Dividend receivable	31(d)	5,681,573	3,787,715
Other receivables		2,236	51,774
Amount due from related parties		76,839	76,839
Other assets		<u>21,073</u>	<u>14,528</u>
<b>TOTAL ASSETS</b>		<u><b>9,977,614</b></u>	<u><b>7,922,491</b></u>
<b>LIABILITIES</b>			
Other liabilities	26	102,777	136,762
Dividend payable		21,073	14,528
Amount due to related parties	40(c)	<u>11,279</u>	<u>8,734</u>
<b>TOTAL LIABILITIES</b>		<u><b>135,129</b></u>	<u><b>160,024</b></u>
<b>EQUITY</b>			
Share capital	28	3,787,715	3,787,715
Retained earnings	30	517,130	281,729
Proposed dividend	31	<u>5,537,640</u>	<u>3,693,023</u>
<b>TOTAL EQUITY</b>		<u><b>9,842,485</b></u>	<u><b>7,762,467</b></u>
<b>TOTAL LIABILITIES &amp; EQUITY</b>		<u><b>9,977,614</b></u>	<u><b>7,792,491</b></u>

The financial statements were approved by the Board of Directors on 22/03/ 2023  
and signed on its behalf by:-

M. Malonza, MBS, HSC - Chairman  
P. K. Githendu - Vice Chairman  
F. Ndegwa - Manager

CO-OPHOLDINGS CO-OPERATIVE SOCIETY LIMITED AND SUBSIDIARIES  
SOCIETY STATEMENT OF PROFIT OR LOSS  
FOR THE YEAR ENDED 31 DECEMBER 2022

	Notes	2022 KShs'000	2021 KShs'000
<b>INCOME</b>			
Dividend income	36	5,681,573	3,787,715
Interest income		24	3,100
Other income		-	-
<b>TOTAL INCOME</b>		<b><u>5,681,597</u></b>	<b><u>3,790,815</u></b>
<b>OPERATING EXPENSES: -</b>			
Delegates expenses		91,572	85,987
Directors' emoluments		3,179	3,179
Bank charges		10	26
Professional fees		2,492	2,226
Auditor's remuneration		855	777
Other miscellaneous expenses		-	-
<b>TOTAL OPERATING EXPENSES</b>	<b>36</b>	<b><u>98,108</u></b>	<b><u>92,195</u></b>
<b>PROFIT BEFORE TAX</b>		<b>5,583,489</b>	<b>3,698,620</b>
Income tax expense		-	-
<b>PROFIT FOR THE YEAR</b>		<b>5,583,489</b>	<b>3,698,620</b>
Other comprehensive income		-	-
<b>TOTAL COMPREHENSIVE INCOME</b>		<b><u>5,583,489</u></b>	<b><u>3,698,620</u></b>
Basic earnings per share (KShs)	38	<u>1.47</u>	<u>0.98</u>
Diluted earnings per share (KShs)	38	<u>1.47</u>	<u>0.98</u>

**CO-OPHOLDINGS CO-OPERATIVE SOCIETY LIMITED AND SUBSIDIARIES**  
**CONSOLIDATED STATEMENT OF CHANGES IN EQUITY**  
**FOR THE YEAR ENDED 31 DECEMBER 2022**

	Share Capital KShs'000	Share Premium KShs'000	Revaluation Reserve KShs'000	Statutory Reserve KShs'000	Fair value Reserve KShs'000	Foreign currency translation reserve KShs'000	Proposed Dividends KShs'000	Retained earnings KShs'000	Attributable to equity holder of the Society KShs'000	Non- controlling interest KShs'000	Total equity KShs'000
<b>As at 1 January 2021</b>	<b>3,787,715</b>	<b>1,234,295</b>	<b>1,057,787</b>	<b>14,011</b>	<b>229,468</b>	<b>(50,369)</b>	<b>3,637,343</b>	<b>49,487,339</b>	<b>59,397,589</b>	<b>31,478,805</b>	<b>90,876,394</b>
Profit for the year	-	-	-	-	-	-	-	11,112,233	11,112,233	5,840,736	16,952,969
Other comprehensive income	-	-	4,912	-	(378,702)	12,428	-	-	(361,362)	(187,844)	(549,206)
Transfer of excess depreciation	-	-	(50,062)	-	-	-	-	-	-	-	-
Deferred tax on Revaluation surplus	-	-	15,019	-	-	-	-	50,062	-	-	15,019
Transfer to statutory reserve	-	-	-	400,944	-	-	-	(400,944)	-	(289,101)	(289,101)
Issue of additional shares	-	-	-	-	-	-	-	-	15,019	-	15,019
Exchange difference on	-	-	-	-	-	-	-	-	-	139,096	139,096
hyperinflationary economy	-	-	(66,991)	(81,054)	-	-	-	(719,972)	(868,017)	(549,453)	(1,417,470)
2020- Dividends paid	-	-	-	-	-	-	(3,637,343)	-	(3,637,343)	(2,079,464)	(5,716,807)
Proposed dividends	-	-	-	-	-	-	3,693,023	(3,693,023)	-	-	-
<b>As at 31 December 2021</b>	<b>3,787,715</b>	<b>1,234,295</b>	<b>960,665</b>	<b>333,901</b>	<b>(149,234)</b>	<b>(37,941)</b>	<b>3,693,023</b>	<b>55,835,695</b>	<b>65,658,120</b>	<b>34,352,774</b>	<b>100,010,894</b>
<b>As at 1 January 2022</b>	<b>3,787,715</b>	<b>1,234,295</b>	<b>960,665</b>	<b>333,901</b>	<b>(149,234)</b>	<b>(37,941)</b>	<b>3,693,023</b>	<b>55,835,695</b>	<b>65,658,120</b>	<b>34,352,774</b>	<b>100,010,894</b>
Profit for the year	-	-	-	-	-	-	-	14,126,210	14,126,210	7,796,471	21,922,681
Other comprehensive income	-	-	155,425	-	(5,442,974)	1,027	-	-	(5,286,521)	(3,367,196)	(8,653,717)
Transfer of excess depreciation	-	-	-	-	-	-	-	-	-	-	-
Deferred tax on Revaluation surplus	-	-	(44,031)	-	-	-	-	-	(44,031)	-	(44,031)
Transfer to statutory reserve	-	-	-	(65,607)	-	-	-	65,607	-	69,005	69,005
Issue of additional shares	-	-	-	-	-	-	-	-	-	136,774	136,774
Exchange difference on	-	-	-	-	-	-	-	-	-	-	-
hyperinflationary economy	-	-	37,668	64,247	(65,562)	39,642	-	638,445	714,440	(578,702)	135,738
2021- Dividends paid	-	-	-	-	-	-	(3,693,023)	-	(3,693,023)	(2,327,626)	(6,020,649)
Proposed dividends	-	-	-	-	-	-	5,537,640	(5,537,640)	-	-	-
<b>As at 31 December 2022</b>	<b>3,787,715</b>	<b>1,234,295</b>	<b>1,109,726</b>	<b>332,541</b>	<b>-5,657,769</b>	<b>2,728</b>	<b>5,537,640</b>	<b>65,128,319</b>	<b>71,475,195</b>	<b>36,081,499</b>	<b>107,556,696</b>

CO-OPHOLDINGS CO-OPERATIVE SOCIETY LIMITED AND SUBSIDIARIES  
SOCIETY STATEMENT OF CHANGES IN EQUITY  
FOR THE YEAR ENDED 31 DECEMBER 2022

	Share capital KShs 000	Retained earnings KShs 000	Proposed dividend KShs 000	Total KShs 000
As at 1 January 2021	3,787,715	275,002	3,637,343	7,700,060
Profit for the year	-	3,698,620	-	3,698,620
2020- Dividends paid	-	-	(3,636,213)	(3,636,213)
Transfer to retained earnings	-	1,130	(1,130)	-
Proposed dividends	-	<u>(3,693,023)</u>	<u>3,693,023</u>	<u>-</u>
<b>As at 31 December 2021</b>	<b><u>3,787,715</u></b>	<b><u>281,729</u></b>	<b><u>3,693,023</u></b>	<b><u>7,762,467</u></b>
As at 1 January 2022	3,787,715	281,729	3,693,023	7,762,467
Profit for the year	-	5,583,489	-	5,583,489
2021- Dividends paid	-	-	(3,503,472)	(3,503,472)
Transfer to retained earnings	-	189,551	(189,551)	-
Proposed dividends	-	<u>(5,537,640)</u>	<u>5,537,640</u>	<u>-</u>
<b>As at 31 December 2022</b>	<b><u>3,787,715</u></b>	<b><u>517,129</u></b>	<b><u>5,537,640</u></b>	<b><u>9,842,484</u></b>

CO-OPHOLDINGS CO-OPERATIVE SOCIETY LIMITED AND SUBSIDIARIES  
CONSOLIDATED STATEMENT OF CASH FLOWS  
FOR THE YEAR ENDED 31 DECEMBER 2022

		2022 KShs'000	2021 KShs'000
<b>CASH FLOWS FROM OPERATING ACTIVITIES:-</b>	<b>Notes</b>		
Profit before tax		29,311,736	23,057,929
Adjustments for:-			
Depreciation of property and equipment	18	1,187,473	1,492,419
Depreciation of right-of-use asset	19	1,174,729	1,275,182
Impairment on property and equipment	18	(16,933)	-
Amortization of prepaid lease rentals and write offs	16	610	609
Write-off on intangible assets	16	-	94,604
Movement in provisions		4,422,479	2,741,220
Allowance for credit losses		712,828	1,439,020
Unrealised exchange difference		-	(97,905)
Amortization of intangible assets	16	806,212	758,486
Amortization of capital grants	27	(18,478)	(18,476)
Gain on disposal of property and equipment		(1,288)	7,717
Share of loss /(profit) in associates	16	(416,141)	(305,579)
Interest on lease liability		200,154	282,643
Exchange difference on borrowings		2,657,117	(1,249,607)
Accrued interest on borrowings	23	139,674	1,323,050
Loss on net monetary position		116,090	(23,587)
Cash flows from operating activities before working capital changes		40,276,262	30,777,725
Advances to customers		(33,688,978)	(26,999,547)
Inventories		(11,220)	35,304
Other assets		(9,005,928)	(2,524,738)
Deposits from customers		16,033,447	29,199,569
Deposits from banks		295,399	563,731
Other liabilities		160,633	6,714,218
Central Bank of Kenya cash reserve ratio		(804,754)	(515,572)
Debt and Equity instruments at fair value through OCI		(705,994)	(24,313,435)
Derivative financial instruments		(6,960)	(124,216)
Cash generated from operating activities		12,541,907	12,813,039
Tax paid	24(b)	(9,531,523)	(5,650,973)
Net cash generated from operating activities		3,010,384	7,162,066
<b>CASH FLOWS FROM INVESTING ACTIVITIES:-</b>			
Purchase of property and equipment	18	(1,443,006)	(627,239)
Purchase of intangible assets	16	(895,273)	(587,473)
Proceeds from disposal of property and equipment		22,606	33,805
Purchase of debt instruments at amortised cost	13	(62,013,190)	(54,149,469)
Maturity of debt instruments at amortised cost	13	64,744,331	53,702,960
Acquisition of a subsidiary, net of cash acquired	14	-	-
Net cash flows used in investing activities:-		415,468	(1,627,416)
<b>CASH FLOWS FROM FINANCING ACTIVITIES:-</b>			
Proceeds from borrowings	23	7,281,733	2,244,426
Repayment of borrowings	23	(4,891,074)	(5,429,388)
Dividends paid to equity holders of the parent		(3,637,343)	(3,637,343)
Dividends paid to non-controlling interest		(2,079,465)	(2,079,465)
Repayment of principal portion of lease liabilities		(1,336,372)	(1,490,747)
Additional capital by non-controlling interest		136,774	139,096
Net cash (used in) / from financing activities		(4,525,747)	(10,253,421)
Net movement in cash and cash equivalents		(1,099,895)	(4,718,771)
Cash and cash equivalents at the beginning of the year		21,782,133	27,193,100
Effect of foreign exchange difference		(4,718)	(692,196)
Cash and cash equivalents at 31 December	39	20,677,520	21,782,133

Interest received during the year amounted to KShs 61.8 billion (2021: KShs 55.6 billion) while interest paid amounted to KShs 16.6 billion (2021: KShs 14.9 billion)

CO-OPHOLDINGS CO-OPERATIVE SOCIETY LIMITED AND SUBSIDIARIES  
SOCIETY STATEMENT OF CASH FLOWS  
FOR THE YEAR ENDED 31 DECEMBER 2022

	Notes	2022 KShs'000	2021 KShs'000
<b>CASH FLOWS FROM OPERATING ACTIVITIES</b>			
Profit before tax		5,583,489	3,698,620
Adjustments for:-			
Changes in working capital: -		5,583,489	3,698,620
Increase/(decrease) in trade and other receivables		(1,844,319)	(32,051)
Decrease in amount due from related parties		-	-
Increase/(decrease) in trade and other payables		(33,986)	45,070
Decrease in amount due to related parties		<u>2,546</u>	<u>8,108</u>
<b>Cash generated from operating activities</b>		<b>3,707,730</b>	<b>3,719,747</b>
Tax paid		<u>-</u>	<u>-</u>
<b>Net cash generated from operating activities</b>		<b><u>3,707,730</u></b>	<b><u>3,719,747</u></b>
<b>CASH FLOWS FROM INVESTING ACTIVITIES</b>			
Investment in subsidiary	14	<u>(200,000)</u>	<u>(200,000)</u>
<b>Net cash flows used in investing activities</b>		<b><u>(200,000)</u></b>	<b><u>(200,000)</u></b>
<b>CASH FLOWS FROM FINANCING ACTIVITIES</b>			
Dividends paid		<u>(3,503,472)</u>	<u>(3,636,213)</u>
<b>Net cash flows used in financing activities</b>		<b><u>(3,503,472)</u></b>	<b><u>(3,636,213)</u></b>
<b>Net movement in cash and cash equivalents</b>		<b>4,258</b>	<b>(116,466)</b>
<b>CASH AND CASH EQUIVALENTS AT BEGINNING OF THE YEAR</b>		<b><u>3,920</u></b>	<b><u>120,386</u></b>
<b>CASH AND CASH EQUIVALENTS AT 31 DECEMBER</b>	39	<b><u>8,178</u></b>	<b><u>3,920</u></b>
<b>Additional information on operational cash flows from Interest and dividends</b>			
Interest received		24	3,100
Dividends received		<u>5,681,573</u>	<u>3,787,715</u>

## 1. GENERAL INFORMATION

The Society is incorporated in Kenya under the Co-operative Societies Act (Amended) 2004, No.12 of 1997 and is domiciled in Kenya. The Society's registration Number is CS/1530. The Society is the majority investor in The Co-operative Bank of Kenya Limited (licensed under the Banking Act) which offers banking and related services. The consolidated and separate financial statements comprise the Society and its subsidiaries together referred to as "the Group". The Group is primarily involved in corporate and retail banking, investment and asset management services in various parts of Kenya. The Group information is included on page 1 of these financial statements.

## 2. ACCOUNTING POLICIES

The principal accounting policies applied in the preparation of these consolidated financial statements are set out below. These policies have been consistently applied to all the years presented, unless otherwise stated.

### (a) Basis of preparation

The consolidated and separate financial statements are prepared on the historical cost basis, except for derivative financial instruments, other financial assets and liabilities held for trading and financial assets and liabilities designated at fair value through profit or loss (FVPL) and debt and equity instruments at fair value through other comprehensive income (FVOCI) all of which have been measured at fair value.

The consolidated and separate financial statements of the Group have been prepared in accordance with International Financial Reporting Standards (IFRS) as issued by the International Accounting Standards Board (IASB) and the Kenyan Companies Act, 2015.

For the Kenyan Companies Act, 2015 reporting purposes, in these financial statements the balance sheet is represented by/is equivalent to the statement of financial position and the profit and loss account is presented in the Statement of profit or loss and statement of other comprehensive income.

### (b) Basis of consolidation

The consolidated financial statements of the Group comprise the financial statements of the Bank and its subsidiaries and associates as at 31 December 2022. Control is achieved by the Group over an investee if and only if the Group has: -

- Power over the investee (i.e. existing rights that give it the current ability to direct the relevant activities of the investee), and
- Exposure, or rights, to variable returns from its involvement with the investee, and
- The ability to use its power over the investee to affect its returns

When the Group has less than a majority of the voting or similar rights of an investee, the Group considers all relevant facts and circumstances in assessing whether it has power over an investee, including:

- The contractual arrangement with the other vote holders of the investee
- Rights arising from other contractual arrangements
- The Group's voting rights and potential voting rights

The Group re-assesses whether or not it controls an investee if facts and circumstances indicate that there are changes to one or more of the three elements of control. Consolidation of a subsidiary begins when the Group obtains control over the subsidiary and ceases when the Group loses control of the subsidiary. Assets, liabilities, income and expenses of a subsidiary acquired or disposed of during the year are included in the Statement of profit or loss and statement of other comprehensive income from the date the Group gains control until the date the Group ceases to control the subsidiary.

## 2. ACCOUNTING POLICIES (continued)

### (b) Basis of consolidation (continued)

Profit or loss and each component of other comprehensive income (OCI) are attributed to the equity holders of the parent of the Group and to the non-controlling interests, even if this results in the non-controlling interests having a deficit balance. When necessary, adjustments are made to the financial statements of subsidiaries to bring their accounting policies into line with the Group's accounting policies. All intra-group assets and liabilities, equity, income, expenses and cash flows relating to transactions between members of the Group are eliminated in full on consolidation.

A change in the ownership interest of a subsidiary, without a loss of control, is accounted for as an equity transaction. If the Group loses control over a subsidiary, it:

- Derecognises the assets (including goodwill) and liabilities of the subsidiary
- Derecognises the carrying amount of any non-controlling interests
- Derecognises the cumulative translation differences recorded in equity
- Recognises the fair value of the consideration received
- Recognises the fair value of any investment retained
- Recognises any surplus or deficit in profit or loss
- Reclassifies the parent's share of components previously recognised in OCI to profit or loss or retained earnings, as appropriate, as would be required if the Group had directly disposed of the related assets or liabilities

### (c) Changes in accounting policies and disclosures

#### (i) New standards, amendments and interpretations effective and adopted during the year

The Group applied for the first-time certain standards and amendments, which are effective for annual periods beginning on or after 1 January 2022. The Group has not early adopted any other standard, interpretation or amendment that has been issued but is not yet effective. The adoption of this amendments did not have a material impact on the Group's financial statements.

The following amendments became effective during the period:

- ▶ Reference to the Conceptual Framework - Amendments to IFRS 3
- ▶ Property, Plant and Equipment: Proceeds before Intended Use - Amendments to IAS 16
- ▶ Onerous Contracts - Costs of Fulfilling a Contract - Amendments to IAS 37
- ▶ AIP IFRS 1 First-time Adoption of International Financial Reporting Standards - Subsidiary as a first-time adopter
- ▶ AIP IFRS 9 Financial Instruments - Fees in the '10 per cent' test for derecognition of financial liabilities
- ▶ AIP IAS 41 Agriculture - Taxation in fair value measurements

#### (ii) New standards, amendments and interpretations in issue but not yet effective for the year ended 31 December 2022

A number of new standards and amendments to standards are effective for annual periods beginning after 1 January 2022 and earlier application is permitted; however, the Group has not early adopted them in preparing these consolidated financial statements. The Directors of the Group do not anticipate that the application of the new standards and amendments in the future will have an impact on the Group's financial statements. These are summarised below;

New standards or amendments	Effective date
Sale or Contribution of Assets between an Investor and its Associate or Company (Amendments to IFRS 10 and IAS 28)	To be determined
Classification of Liabilities as Current or Non-current (Amendments to IAS 1)	1 January 2024
Lease Liability in a Sale and Leaseback - Amendments to IFRS 16	1 January 2024
Definition of Accounting Estimates (Amendments to IAS 8)	1 January 2023
Deferred Tax related to Assets and Liabilities arising from a Single Transaction (Amendments to IAS 12)	1 January 2023
IFRS 17 Insurance Contracts and amendments to IFRS 17 Insurance Contracts	1 January 2023

**2. ACCOUNTING POLICIES (continued)**

**(d) Recognition of interest income**

*i) The effective interest rate method*

Under IFRS 9, interest income is recorded using the effective interest rate (EIR) method for all financial assets measured at amortised cost and at fair value through OCI and financial liabilities at amortised cost. The EIR is the rate that exactly discounts estimated future cash receipts through the expected life of the financial instrument or, when appropriate, a shorter period, to the net carrying amount of the financial asset.

The EIR (and therefore, the amortized cost of the asset) is calculated by taking into account any discount or premium on acquisition, fees and costs that are an integral part of the EIR. The Group recognizes interest income using a rate of return that represents the best estimate of a constant rate of return over the expected life of the loan. Hence, it recognizes the effect of potentially different interest rates charged at various stages, and other characteristics of the product life cycle (including prepayments, penalty interest and charges).

If expectations regarding the cash flows on the financial asset are revised for reasons other than credit risk, the adjustment is booked as a positive or negative adjustment to the carrying amount of the asset in the balance sheet with an increase or reduction in interest income.

*ii) Interest and similar income/expense*

Net interest income comprises interest income and interest expense calculated using both the effective interest method and other methods. These are disclosed separately on the face of the income statement for both interest income and interest expense to provide symmetrical and comparable information.

In its interest income/expense calculated using the effective interest method, the Group only includes interest on those financial instruments that are set out in Note (e)(i) above.

Interest income/expense on all trading financial assets/liabilities is recognised as a part of the fair value change in Net trading income.

The Group calculates interest income by applying the EIR to the gross carrying amount of financial assets other than credit-impaired assets. When a financial asset becomes credit-impaired and is, therefore, regarded as 'Stage 3', the Group calculates interest income by applying the effective interest rate to the net amortized cost of the financial asset. If the financial assets cures and is no longer credit-impaired, the Group reverts to calculating interest income on a gross basis.

*iii) Presentation of interest income*

Interest revenue calculated using the effective interest rate (EIR) method is presented separately on the face of the Statement of profit or loss t, where it is differentiated and presented separately from interest revenue calculated using other methods.

The Group has also elected to present its interest expense in a manner consistent and symmetrical with interest income. Therefore, it separates interest expense on liabilities measured at amortised cost from other interest expensed. The Group's accounting policies in respect of interest income/expense and the effective interest method are set out in note 2(d) (i) and (ii) above.

2. ACCOUNTING POLICIES (continued)

(e) Fee and commission income

The Group and the Bank earns fee and commission income from a diverse range of financial services it provides to its customers. Fee and commission income are recognised at an amount that reflects the consideration to which the Group expects to be entitled in exchange for providing the services. The performance obligations, as well as the timing of their satisfaction, are identified, and determined, at the inception of the contract. The Group's and Bank's revenue contracts do not typically include multiple performance obligations.

When the Group and the Bank provides a service to its customers, consideration is invoiced and generally due immediately upon satisfaction of a service provided at a point in time or at the end of the contract period for a service provided over time.

The Group and the Bank has generally concluded that it is the principal in its revenue arrangements because it typically controls the services before transferring them to the customer.

*Fee and commission income from services where performance obligations are satisfied over time*

Performance obligations satisfied over time include fund management, custody and share registration fees, where the customer simultaneously receives and consumes the benefits provided by the Group's performance as the Group performs.

The Group's and Bank's fee and commission income from services where performance obligations are satisfied over time include the following:

Fund management fees: These fees are earned for the provision of fund management services, which include portfolio diversification and rebalancing. These services represent a single performance obligation comprised of a series of distinct services which are substantially the same, being provided continuously over the contract period. Management fees are invoiced monthly and determined based on a fixed percentage of the net asset value of the funds under management at the end of the month. Revenue from management fees is therefore generally recognised at the end of each month.

Custody fees: The Group and the Bank earns a fee for providing its customers with custody services, which include the safekeeping of purchased securities and processing of any dividend income and interest payments. Custody fees are invoiced monthly based on a fixed percentage of the value of the funds under custody at the end of the month. These services represent a single performance obligation comprised of a series of distinct daily services that are substantially the same and have the same pattern of transfer over the contract period. Revenue from custody services is therefore generally recognised at the end of each month.

Share registration fees: The Group and the Bank earns fees from maintenance of clients' share registers and processing of dividend pay-outs. Share registration fees are invoiced quarterly based on a fixed amount. These services represent a single performance obligation comprised of a series of distinct daily services that are substantially the same and have the same pattern of transfer over the contract period. Revenue from share registration services is therefore generally recognised at the end of each quarter.

Interchange fees: The Bank provides its customers with credit card processing services (i.e., authorisation and settlement of transactions executed with the Bank's credit cards) where it is entitled to an interchange fee for each transaction (i.e., when a credit cardholder purchases goods and services from merchants using the Bank's credit card). These services represent a single performance obligation comprised of a series of distinct daily services that are substantially the same and have the same pattern of transfer over the contract period. The fees vary based on the number of transactions processed and are structured as either a fixed rate per transaction processed or at a fixed percentage of the underlying cardholder transaction. The variable interchange fees are allocated to each distinct day, based on the number and value of transactions processed that day, and the allocated revenue is recognised as the entity performs.

**2. ACCOUNTING POLICIES (continued)**

**(e) Fee and commission income (continued)**

*Fee and commission income from services where performance obligations are satisfied at a point in time*

Services provided where the Group's performance obligations are satisfied at a point in time are recognised once control of the services is transferred to the customer. This is typically on completion of the underlying transaction or service or, for fees or components of fees that are linked to a certain performance, after fulfilling the corresponding performance criteria. These include fees and commissions arising from brokerage, banc assurance, consultancy and training services.

The Group typically has a single performance obligation with respect to these services, which is to successfully complete the transaction specified in the contract.

Brokerage fees: The Group buys and sells securities on behalf of its customers and receives a fixed commission for each transaction. The Group's performance obligation is to execute the trade on behalf of the customer and revenue is recognised once each trade has been executed (i.e., on the trade date). Payment of the commission is typically due on the trade date.

Bancassurance fees: These fees are received for issuance of insurance covers on behalf of the appointed insurance company. The Group's performance obligation is to issue insurance cover notes and remit the premiums collected every month. The Group recognises revenue as per the fixed rates of commission per premium per insurance class.

Consultancy fees: These fees arise from provision of advisory services and Front Office Services Activities (FOSA). The Group's performance obligation is to conduct the assignment and issue a report. The Group recognises revenue after the report has been issued as per the fees agreed in the consultancy agreements.

Training fees: These fees arise from training services rendered to Savings and Credit Co-operative Societies. The Group's performance obligation is to complete the training of the courses specified in the training invites in the period specified. Payment for the training is typically due at the end of the training. The Group recognises revenue after the training has been attended as per the fees indicated in the training invites.

**(f) Net trading income**

Net trading income includes all gains and losses from changes in fair value and the related interest income or expense and dividends, for financial assets and financial liabilities held for trading.

**(g) Property, equipment and right-of-use assets**

*Recognition and measurement*

Land and buildings are measured at fair value less accumulated depreciation on buildings and impairment losses recognised after the date of the revaluation. Any revaluation surplus is recognised as other comprehensive income in the revaluation reserve (a separate component of equity), except to the extent that it reverses a revaluation decrease of the same asset previously recognised in profit or loss, in which case the increase is recognised in profit or loss. A revaluation deficit is recognised in profit or loss, except to the extent that it offsets an existing surplus on the same asset recognised in the revaluation reserve. Revaluation surpluses are not distributable. Land and buildings are revalued after every 3 years by approved external valuers.

An annual transfer from the asset revaluation surplus to retained earnings is made for the difference between depreciation based on the revalued carrying amount of the asset and depreciation based on the asset's original cost. Additionally, accumulated depreciation as at the revaluation date is eliminated against the gross carrying amount of the asset and the net amount is restated to the revalued amount of the asset. Upon disposal, any revaluation surplus relating to the particular asset being disposed is transferred to retained earnings.

## 2. ACCOUNTING POLICIES (continued)

### (h) Property, equipment and right-of-use assets (continued)

#### *Recognition and measurement (continued)*

Other categories of property and equipment are stated at historical cost less accumulated depreciation and accumulated impairment losses. Cost includes costs incurred to acquire the asset, costs incurred to bring the asset to working condition for its intended use and the cost of replacing part of an item of property and equipment when that cost is incurred, if the recognition criteria are met. Additions and improvements that result in future benefits are capitalised. Likewise, when a major inspection is performed, its cost is recognised in the carrying amount of the property and equipment as a replacement if the recognition criteria are satisfied. All other repair and maintenance costs incurred to keep assets in normal operating condition are recognised in profit or loss as incurred. Purchased software that is integral to the functionality of the related equipment is capitalised as part of the equipment.

An item of property and equipment is derecognised upon disposal or when no future economic benefits are expected from its use or disposal. Any gain or loss arising on derecognising of the asset (calculated as the difference between the net disposal proceeds and the carrying amount of the asset) is included in profit or loss in the year the asset is derecognised.

#### *Depreciation*

Depreciation is calculated on a straight-line basis over the useful life of the asset as follows:

Buildings	40 years	2.5%
Fixtures	8 years	12.5%
Furniture and equipment	5 years	20.0%
Motor vehicles	5 years	20.0%
Office machinery	5 years	20.0%
Computers	5 years	20.0%

Right-of-use assets are depreciated on a straight-line basis over the lease term.

Leasehold land is depreciated over the remaining period of the lease. Buildings on leasehold land are depreciated over the remaining period of the lease subject to a maximum of forty years. Buildings on freehold land are depreciated over forty years. Freehold land is not depreciated.

The asset's residual values, useful lives and methods of depreciation are reviewed, at each financial year end and prospectively adjusted as a change in estimate, if appropriate.

### (i) Business combinations and goodwill

Business combinations are accounted for using the acquisition method. The cost of an acquisition is measured as the aggregate of the consideration transferred, which is measured at acquisition date fair value, and the amount of any non-controlling interests in the acquiree. For each business combination, the Group elects whether to measure the non-controlling interests in the acquiree at fair value or at the proportionate share of the acquiree's identifiable net assets. Acquisition-related costs are expensed as incurred and included in administrative expenses.

The Group determines that it has acquired a business when the acquired set of activities and assets include an input and a substantive process that together significantly contribute to the ability to create outputs. The acquired process is considered substantive if it is critical to the ability to continue producing outputs, and the inputs acquired include an organised workforce with the necessary skills, knowledge, or experience to perform that process or it significantly contributes to the ability to continue producing outputs and is considered unique or scarce or cannot be replaced without significant cost, effort, or delay in the ability to continue producing outputs.

When the Group acquires a business, it assesses the financial assets and liabilities assumed for appropriate classification and designation in accordance with the contractual terms, economic circumstances and pertinent conditions as at the acquisition date. This includes the separation of embedded derivatives in host contracts by the acquiree.

## 2. ACCOUNTING POLICIES (continued)

### (i) Business combinations and goodwill (continued)

Any contingent consideration to be transferred by the acquirer will be recognised at fair value at the acquisition date. Contingent consideration classified as equity is not remeasured and its subsequent settlement is accounted for within equity. Contingent consideration classified as an asset or liability that is a financial instrument and within the scope of IFRS 9 Financial Instruments, is measured at fair value with the changes in fair value recognised in the statement of profit or loss in accordance with IFRS 9. Other contingent consideration that is not within the scope of IFRS 9 is measured at fair value at each reporting date with changes in fair value recognised in profit or loss.

Goodwill is initially measured at cost (being the excess of the aggregate of the consideration transferred and the amount recognised for non-controlling interests and any previous interest held over the net identifiable assets acquired and liabilities assumed). If the fair value of the net assets acquired is in excess of the aggregate consideration transferred, the Group re-assesses whether it has correctly identified all of the assets acquired and all of the liabilities assumed and reviews the procedures used to measure the amounts to be recognised at the acquisition date. If the reassessment still results in an excess of the fair value of net assets acquired over the aggregate consideration transferred, then the gain is recognised in profit or loss.

After initial recognition, goodwill is measured at cost less any accumulated impairment losses. For the purpose of impairment testing, goodwill acquired in a business combination is, from the acquisition date, allocated to each of the Group's cash-generating units that are expected to benefit from the combination, irrespective of whether other assets or liabilities of the acquiree are assigned to those units.

Where goodwill has been allocated to a cash-generating unit (CGU) and part of the operation within that unit is disposed of, the goodwill associated with the disposed operation is included in the carrying amount of the operation when determining the gain or loss on disposal. Goodwill disposed in these circumstances is measured based on the relative values of the disposed operation and the portion of the cash-generating unit retained.

### (j) Intangible assets

The Group's other intangible assets comprise the value of computer software licenses and separately identifiable intangible items acquired in business combinations.

An intangible asset is recognised only when its cost can be measured reliably, and it is probable that the expected future economic benefits that are attributable to it will flow to the Group.

Intangible assets acquired separately are measured on initial recognition at cost. The cost of intangible assets acquired in a business combination is their fair value as at the date of acquisition. Following initial recognition, intangible assets are carried at cost less any accumulated amortisation and any accumulated impairment losses.

The useful lives of intangible assets are assessed to be either finite or indefinite. Intangible assets with finite lives are amortised over the useful economic life. The amortisation period and the amortisation method for an intangible asset with a finite useful life are reviewed at least at each financial year-end. Changes in the expected useful life or the expected pattern of consumption of future economic benefits embodied in the asset are accounted for by changing the amortisation period or method, as appropriate, and treated as changes in accounting estimates. The amortisation expense on intangible assets with finite lives is recognised in profit or loss in the expense category consistent with the function of the intangible asset.

#### (1) Computer software licences

Acquired computer software licences are capitalised on the basis of the costs incurred to acquire and bring to use the specific software. These costs are amortised on the basis of the expected useful lives. Software has a maximum expected useful life of 5 years.

## 2. ACCOUNTING POLICIES (continued)

### (j) Intangible assets (continued)

#### (2) *Other intangible assets*

Other intangible assets are initially recognised when they are separable or arise from contractual or other legal rights, the cost can be measured reliably and, in the case of intangible assets not acquired in a business combination, where it is probable that future economic benefits attributable to the assets will flow from their use. Other intangible assets consist of the NSE trading right and Business rights. The Business rights relate to the costs incurred in negotiating of the business arrangement with the Government of South Sudan. Under the agreement, the Group acquired certain rights that are identifiable e.g., business relationships with the government and co-operative movement.

NSE trading right, which gave participants the right to trade at Nairobi Securities Exchange (NSE) was initially measured at cost and classified as an intangible asset with an indefinite useful life. After initial recognition, the seat was carried at a revalued amount, being its fair value at the date of the revaluation less any subsequent accumulated impairment losses. The revaluation was non-recurring due to non-volatility of the fair values of the NSE seat.

Effective September 2014 and upon demutualization of Nairobi Securities Exchange (NSE), the NSE Seat was replaced with a trading right which gives participants a right to trade at NSE. The trading right serves the same function as the Seat. The trading right was attached a value of KShs 25 million by NSE Board, which has been taken as its fair value. After the demutualisation the shares were replaced by a right to trade.

The trading right is carried as an intangible asset with an indefinite useful life at the value of KShs 25 million, less any subsequent accumulated impairment losses. The right is not subject to annual renewal and can be transferred to another party. Management tests the trading right for impairment by comparing its recoverable amount with its carrying amount annually and whenever there is an indication that the right may be impaired. The Group bases its impairment calculation on market information and the value of the right when a transaction between two parties takes place.

The value is based on available data from binding sales transactions, conducted at arm's length. In determining the fair value, recent market transactions are taken into account. Any impairment losses are accounted for through profit or loss. Refer to note 2(s) on impairment of non-financial assets.

Other intangible assets are stated at cost less amortisation and provisions for impairment, if any, plus reversals of impairment, if any. They are amortised over their useful lives in a manner that reflects the pattern to which they contribute to future cash flows.

Gains or losses arising from derecognition of an intangible asset are measured as the difference between the net disposal proceeds and the carrying amount of the asset and are recognised in the income statement when the asset is derecognised.

### (k) Investments in associates

An associate is an entity over which the Group and the Bank has significant influence. Significant influence is the power to participate in the financial and operating policy decisions of the investee but is not control or joint control over those policies.

The Group and the Bank's investments in its associates are accounted for using the equity method and at cost in the separate financial statements.

Under the equity method, the investment in the associate is carried in the statement of financial position at cost plus post acquisition changes in the Group's share of net assets of the associate. Goodwill relating to the associate is included in the carrying amount of the investment and is neither amortised nor individually tested for impairment.

The consolidated income statement reflects the share of the results of operations of the associate. Where there has been a change recognised directly in the equity of the associate, the Group recognises its share of any changes and discloses this, when applicable, in the statement of changes in equity. Unrealised gains and losses resulting from transactions between the Group and the associate are eliminated to the extent of the interest in the associate.

The share of profit of an associate is shown on the face of the consolidated Statement of profit or loss. This is the profit attributable to equity holders of the associate and therefore is the entity's proportionate share of the associate's profit after tax.

## 2. ACCOUNTING POLICIES (continued)

### (k) Investments in associates (continued)

The financial statements of the associate are prepared for the same reporting period as the Group. Where necessary, adjustments are made to bring the accounting policies in line with those of the Group.

After application of the equity method, the Group determines whether it is necessary to recognise an additional impairment loss on the Group's investment in its associate. The Group determines at each reporting date whether there is any objective evidence that the investment in the associate is impaired. If this is the case the Group calculates the amount of impairment as the difference between the recoverable amount of the associate and its carrying value and recognises the amount in the 'share of profit of an associate' in the consolidated Statement of profit or loss.

Upon loss of significant influence over the associate, the Group measures and recognises any retaining investment at its fair value. Any difference between the carrying amount of the associate upon loss of significant influence and the fair value of the retaining investment and proceeds from disposal is recognised in profit or loss.

### (l) Leases

The Group assesses at contract inception whether a contract is, or contains, a lease. That is, if the contract conveys the right to control the use of an identified asset for a period of time in exchange for consideration.

#### Group as lessee

The Group applies a single recognition and measurement approach for all leases, except for short-term leases and leases of low-value assets. The Bank recognises lease liabilities to make lease payments and right-of-use assets representing the right to use the underlying assets.

#### Right-of-use assets

The Bank recognises right-of-use assets at the commencement date of the lease (i.e., the date the underlying asset is available for use). Right-of-use assets are measured at cost, less any accumulated depreciation and impairment losses, and adjusted for any remeasurement of lease liabilities. The cost of right-of-use assets includes the amount of lease liabilities recognised, initial direct costs incurred, and lease payments made at or before the commencement date less any lease incentives received. Right-of-use assets are depreciated on a straight-line basis over the lease term.

The right-of-use assets are presented within Note 19 and are subject to impairment in line with the Bank's policy as described in Note 2 (s) Impairment of non-financial assets.

#### Lease Liabilities

At the commencement date of the lease, the Bank recognises lease liabilities measured at the present value of lease payments to be made over the lease term. The lease payments include fixed payments (less any lease incentives receivable), variable lease payments that depend on an index or a rate, and amounts expected to be paid under residual value guarantees. The lease payments also include the exercise price of a purchase option reasonably certain to be exercised by the Bank and payments of penalties for terminating the lease, if the lease term reflects exercising the option to terminate.

Variable lease payments that do not depend on an index or a rate are recognised as expenses in the period in which the event or condition that triggers the payment occurs.

In calculating the present value of lease payments, the Group uses its incremental borrowing rate at the lease commencement date because the interest rate implicit in the lease is not readily determinable. After the commencement date, the amount of lease liabilities is increased to reflect the accretion of interest and reduced for the lease payments made. In addition, the carrying amount of lease liabilities is remeasured if there is a modification, a change in the lease term, a change in the lease payments (e.g., changes to future payments resulting from a change in an index or rate used to determine such lease payments) or a change in the assessment of an option to purchase the underlying asset. The Group's lease liabilities are included in other payables (note 26) and a further detailed disclosure under note 19 (ii).

## 2. ACCOUNTING POLICIES (continued)

### (l) Leases (continued)

#### Short-term leases and leases of low-value assets

The Group applies the short-term lease recognition exemption to its equipment (i.e., those leases that have a lease term of 12 months or less from the commencement date and do not contain a purchase option). It also applies the lease of low-value assets recognition exemption to leases of office equipment that are considered to be low value. Lease payments on short-term leases and leases of low-value assets are recognised as expense on a straight-line basis over the lease term.

#### Group as Lessor

Leases in which the Bank does not transfer substantially all the risks and rewards incidental to ownership of an asset are classified as operating leases. Rental income arising is accounted for on a straight-line basis over the lease terms and is included in revenue in the statement of profit or loss due to its operating nature. Initial direct costs incurred in negotiating and arranging an operating lease are added to the carrying amount of the leased asset and recognised over the lease term on the same basis as rental income. Contingent rents are recognised as revenue in the period in which they are earned.

### (m) Financial assets

#### Initial recognition and measurement

Financial assets are classified, at initial recognition, as subsequently measured at amortised cost, fair value through other comprehensive income (OCI), and fair value through profit or loss.

The classification of financial assets at initial recognition depends on the financial asset's contractual cash flow characteristics and the Group's business model for managing them. With the exception of trade receivables that do not contain a significant financing component or for which the Group has applied the practical expedient, the Group initially measures a financial asset at its fair value plus, in the case of a financial asset not at fair value through profit or loss, transaction costs. Trade receivables that do not contain a significant financing component or for which the Group has applied the practical expedient are measured at the transaction price determined under IFRS 15.

In order for a financial asset to be classified and measured at amortised cost or fair value through OCI, it needs to give rise to cash flows that are 'solely payments of principal and interest (SPPI)' on the principal amount outstanding. This assessment is referred to as the SPPI test and is performed at an instrument level.

The Group's business model for managing financial assets refers to how it manages its financial assets in order to generate cash flows. The business model determines whether cash flows will result from collecting contractual cash flows, selling the financial assets, or both.

Purchases or sales of financial assets that require delivery of assets within a time frame established by regulation or convention in the market place (regular way trades) are recognised on the trade date, i.e., the date that the Group commits to purchase or sell the asset.

When the transaction price of the instrument differs from the fair value at origination and the fair value is based on a valuation technique using only inputs observable in market transactions, the Group recognises the difference between the transaction price and fair value in net trading income. In those cases where fair value is based on models for which some of the inputs are not observable, the difference between the transaction price and the fair value is deferred and is only recognised in profit or loss when the inputs become observable, or when the instrument is derecognised.

## 2. ACCOUNTING POLICIES (continued)

### (m) Financial assets (continued)

#### Subsequent measurement

For purposes of subsequent measurement, financial assets are classified in categories:

- Debt Instruments at amortised costs
- Debt Instruments at Fair Value through OCI
- Derivatives at fair value through profit or loss
- Equity Instruments at Fair Value through OCI

#### *Financial assets at amortised cost (debt instruments)*

This category is the most relevant to the Group. The Group measures financial assets at amortised cost if both of the following conditions are met:

- The financial asset is held within a business model with the objective to hold financial assets in order to collect contractual cash flows

And

- The contractual terms of the financial asset give rise on specified dates to cash flows that are solely payments of principal and interest on the principal amount outstanding.

Financial assets at amortised cost are subsequently measured using the effective interest (EIR) method and are subject to impairment. Gains and losses are recognised in profit or loss when the asset is derecognised, modified or impaired.

The Group's financial assets at amortised cost includes loans and advances to customers, due from banks financial investments at amortised cost and trade receivables.

The details of these conditions are outlined below.

#### *Business model assessment*

The Group determines its business model at the level that best reflects how it manages groups of financial assets to achieve its business objective.

The Group's business model is not assessed on an instrument-by-instrument basis, but at a higher level of aggregated portfolios and is based on observable factors such as:

- How the performance of the business model and the financial assets held within that business model are evaluated and reported to the entity's key management personnel
- The risks that affect the performance of the business model (and the financial assets held within that business model) and, in particular, the way those risks are managed
- How managers of the business are compensated (for example, whether the compensation is based on the fair value of the assets managed or on the contractual cash flows collected)
- The expected frequency, value and timing of sales are also important aspects of the Bank's assessment

The business model assessment is based on reasonably expected scenarios without taking 'worst case' or 'stress case' scenarios into account. If cash flows after initial recognition are realised in a way that is different from the Bank's original expectations, the Group does not change the classification of the remaining financial assets held in that business model but incorporates such information when assessing newly originated or newly purchased financial assets going forward.

#### *The SPPI test*

As a second step of its classification process the Bank assesses the contractual terms of financial to identify whether they meet the SPPI test.

'Principal' for the purpose of this test is defined as the fair value of the financial asset at initial recognition and may change over the life of the financial asset (for example, if there are repayments of principal or amortisation of the premium/discount).

The most significant elements of interest within a lending arrangement are typically the consideration for the time value of money and credit risk. To make the SPPI assessment, the Bank applies judgement and considers relevant factors such as the currency in which the financial asset is denominated, and the period for which the interest rate is set.

In contrast, contractual terms that introduce a more than de minimis exposure to risks or volatility in the contractual cash flows that are unrelated to a basic lending arrangement do not give rise to contractual cash flows that are solely payments of principal and interest on the amount outstanding. In such cases, the financial asset is required to be measured at FVPL.

## 2. ACCOUNTING POLICIES (continued)

### (m) Financial assets (continued)

#### *Financial assets at fair value through OCI (debt instruments)*

The Group measures debt instruments at fair value through OCI if both of the following conditions are met:

- The financial asset is held within a business model with the objective of both holding to collect contractual cash flows and selling
- And
- The contractual terms of the financial asset give rise on specified dates to cash flows that are solely payments of principal and interest on the principal amount outstanding.

For debt instruments at fair value through OCI, interest income, foreign exchange revaluation and impairment losses or reversals are recognised in the statement of profit or loss and computed in the same manner as for financial assets measured at amortised cost. The remaining fair value changes are recognised in OCI. Upon derecognition, the cumulative fair value change recognised in OCI is recycled to profit or loss. The ECL calculation for Debt instruments at FVOCI is explained in Note 9.

The Group's debt instruments at fair value through OCI includes investments in treasury bonds and corporate bonds included under other non-current financial assets.

#### *Financial assets designated at fair value through OCI (equity instruments)*

Upon initial recognition, the Group can elect to classify irrevocably its equity investments as equity instruments designated at fair value through OCI when they meet the definition of equity under IAS 32 Financial Instruments: Presentation and are not held for trading. The classification is determined on an instrument-by-instrument basis.

Gains and losses on these financial assets are never recycled to profit or loss. Dividends are recognised as other income in the statement of profit or loss when the right of payment has been established, except when the Group benefits from such proceeds as a recovery of part of the cost of the financial asset, in which case, such gains are recorded in OCI. Equity instruments designated at fair value through OCI are not subject to impairment assessment.

The Group elected to classify irrevocably its listed equity investments under this category.

#### *Derivative financial instruments*

At their inception, derivatives often involve only a mutual exchange of promises with little or no transfer of consideration. However, these instruments frequently involve a high degree of leverage and are very volatile. A relatively small movement in the value of the asset, rate or index underlying a derivative contract may have a significant impact on the profit or loss of the Group. Over-the-counter derivatives may expose the Group to the risks associated with the absence of an exchange market on which to close out an open position. The Group's exposure under derivative contracts is closely monitored as part of the overall management of its market risk.

Changes in fair value of any derivative instruments are recognised immediately in the profit or loss. Derivative financial instruments are initially recognised at fair value. Subsequent to initial recognition, derivative financial instruments are measured at fair value. Fair values are obtained from quoted market prices in active markets, including recent market transactions. The gain or loss on re-measurement to fair value is recognised immediately in profit or loss.

The notional amounts of certain types of financial instruments provide a basis for comparison with instruments recognised on the statement of financial position but do not necessarily indicate the amounts of future cash flows involved or the current fair value of the instruments and, therefore, do not indicate the Group's exposure to credit or price risks. The derivative instruments become assets or liabilities as a result of fluctuations in foreign exchange rates relative to their terms.

The Group uses the following derivative instruments:

#### *Currency Forwards*

Forward contracts are contractual agreements to buy or sell a specified financial instrument at a specific price and date in the future. Forwards are customised contracts transacted in the over-the-counter market. The Group has credit exposure to the counterparties of forward contracts. Forward contracts are settled gross and result in market risk exposure.

## 2. ACCOUNTING POLICIES (continued)

### (m) Financial assets (continued)

#### *Derivative financial instruments (continued)*

##### Swaps

Swaps are contractual agreements between two parties to exchange streams of payments over time based on specified notional amounts, in relation to movements in a specified underlying index such as a foreign currency rate. In a currency swap, the Group pays a specified amount in one currency and receives a specified amount in another currency.

#### *Financial guarantee, letter of credit and undrawn loan commitment*

In the ordinary course of business, the Group gives financial guarantees, consisting of letters of credit, guarantees and acceptances. These are written by the Group to support performance by a customer to third parties. The Group will only be required to meet these obligations in the event the customer defaults. Financial guarantee contracts are initially recognised at their fair value, and the initial fair value is amortised over the life of the financial guarantee. Subsequent to initial recognition, the Bank's liability under each guarantee is measured at the higher of the amount initially recognised less cumulative amortisation recognised in the income statement, and an ECL allowance.

#### *(i) Overview of the Expected Credit Loss (ECL) principles*

The Group records the allowance for expected credit losses for all loans and other debt financial assets not held at FVPL, together with loan commitments and financial guarantee contracts, in this section all referred to as 'financial instruments'. Equity instruments and other financial assets held at FVPL are not subject to impairment under IFRS 9.

The ECL allowance is based on the credit losses expected to arise over the life of the asset (the lifetime expected credit loss or LTECL), unless there has been no significant increase in credit risk since origination, in which case, the allowance is based on the 12 months' expected credit loss (12mECL) as outlined in Note m (ii). The Bank's policies for determining if there has been a significant increase in credit risk are set out in Note 3(a).

The 12mECL is the portion of LTECLs that represent the ECLs that result from default events on a financial instrument that are possible within the 12 months after the reporting date.

Both LTECLs and 12mECLs are calculated on either an individual basis or a collective basis, depending on the nature of the underlying portfolio of financial instruments.

The Group established a policy to perform an assessment, at the end of each reporting period, of whether a financial instrument's credit risk has increased significantly since initial recognition, by considering the change in the risk of default occurring over the remaining life of the financial instrument. This is further explained in Note 3(a).

Based on the above process, the Group categorises its loans into Stage 1, Stage 2 and Stage 3, as described below:

- Stage 1: When loans are first recognized, the Group recognizes an allowance based on 12mECLs. Stage 1 loans also include facilities where the credit risk has improved, and the loan has been reclassified from Stage 2.
- Stage 2: When a loan has shown a significant increase in credit risk since origination, the Group records an allowance for the LTECLs. Stage 2 loans also include facilities, where the credit risk has improved, and the loan has been reclassified from Stage 3.
- Stage 3: Loans considered credit-impaired (as outlined in Note 3(a)). The Group records an allowance for the LTECLs.

For financial assets for which the Group has no reasonable expectations of recovering either the entire outstanding amount, or a proportion thereof, the gross carrying amount of the financial asset is reduced. This is considered a (partial) derecognition of the financial asset.

#### *(ii) The calculation of ECLs*

The Group calculates ECLs based on four probability-weighted scenarios to measure the expected cash shortfalls, discounted at an approximation to the EIR. A cash shortfall is the difference between the cash flows that are due to an entity in accordance with the contract and the cash flows that the entity expects to receive.

- *Probability of Default (PD):* The Probability of Default is an estimate of the likelihood of default over a given time horizon. A default may only happen at a certain time over the assessed period, if the facility has not been previously derecognized and is still in the portfolio. The concept of PDs is further explained in Note 3(a).

## 2. ACCOUNTING POLICIES (continued)

### (m) Financial assets (continued)

#### (ii) The calculation of ECLs (continued)

- **Exposure at Default (EAD):** The Exposure at Default is an estimate of the exposure at a future default date, taking into account expected changes in the exposure after the reporting date, including repayments of principal and interest, whether scheduled by contract or otherwise, expected drawdowns on committed facilities, and accrued interest from missed payments. The EAD is further explained in Note 3(a).
- **Loss Given Default (LGD):** The Loss Given Default is an estimate of the loss arising in the case where a default occurs at a given time. It is based on the difference between the contractual cash flows due and those that the lender would expect to receive, including from the realization of any collateral. It is usually expressed as a percentage of the EAD. The LGD is further explained in Note 3(a).

When estimating the ECLs, the Group considers four scenarios (a base case, an upside, a mild downside ('downside 1') and a more extreme downside ('downside 2')). Each of these is associated with different PDs, EADs and LGDs. When relevant, the assessment of multiple scenarios also incorporates how defaulted loans are expected to be recovered, including the probability that the loans will cure and the value of collateral or the amount that might be received for selling the asset. With the exception of credit cards and other revolving facilities, for which the treatment is separately set out below, the maximum period for which the credit losses are determined is the contractual life of a financial instrument unless the Bank has the legal right to call it earlier.

Impairment losses and releases are accounted for and disclosed separately from modification losses or gains that are accounted for as an adjustment of the financial asset's gross carrying value. Provisions for ECLs for undrawn loan commitments are assessed as set out below. The calculation of ECLs (including the ECLs related to the undrawn element) of revolving facilities such as credit cards is explained below.

The mechanics of the ECL method are summarised below:

#### *Stage 1:*

The 12mECL is calculated as the portion of LTECLs that represent the ECLs that result from default events on a financial instrument that are possible within the 12 months after the reporting date. The Group calculates the 12mECL allowance based on the expectation of a default occurring in the 12 months following the reporting date. These expected 12-month default probabilities are applied to a forecast EAD and multiplied by the expected LGD and discounted by an approximation to the original EIR. This calculation is made for each of the four scenarios, as explained above.

#### *Stage 2:*

When a loan has shown a significant increase in credit risk since origination, the Bank records an allowance for the LTECLs. The mechanics are similar to those explained above, including the use of multiple scenarios, but PDs and LGDs are estimated over the lifetime of the instrument. The expected cash shortfalls are discounted by an approximation to the original EIR.

#### *Stage 3:*

For loans considered credit-impaired (as defined in Note 3(a)), the Group recognises the lifetime expected credit losses for these loans, with the PD set at 100%.

#### *Loan commitments and letters of credit*

When estimating LTECLs for undrawn loan commitments, the Group estimates the expected portion of the loan commitment that will be drawn down over its expected life. The ECL is then based on the present value of the expected shortfalls in cash flows if the loan is drawn down, based on a probability-weighting of the four scenarios. The expected cash shortfalls are discounted at an approximation to the expected EIR on the loan. For credit cards and revolving facilities that include both a loan and an undrawn commitment, ECLs are calculated and presented together with the loan. For loan commitments and letters of credit, the ECL is recognised in other liabilities. The mechanics of ECL for loan commitments and letters of credit are same as above.

#### *Financial guarantee contracts*

The Group's liability under each guarantee is measured at the higher of the amount initially recognised less cumulative amortisation recognised in the Statement of Profit and loss, and the ECL provision. For this purpose, the Bank estimates ECLs based on the present value of the expected payments to reimburse the holder for a credit loss that it incurs. The shortfalls are discounted by the risk-adjusted interest rate relevant to the exposure. The calculation is made using a probability-weighting of the four scenarios. The ECLs related to financial guarantee contracts are recognised within Provisions.

## 2. ACCOUNTING POLICIES (continued)

### (m) Financial assets (continued)

#### (iii) Debt instruments measured at fair value through OCI

The ECLs for debt instruments measured at FVOCI do not reduce the carrying amount of these financial assets in the statement of financial position, which remains at fair value. Instead, an amount equal to the allowance that would arise if the assets were measured at amortised cost is recognised in OCI as an accumulated impairment amount, with a corresponding charge to profit or loss. The accumulated loss recognised in OCI is recycled to the profit and loss upon derecognition of the assets.

#### (iv) Credit cards and other revolving facilities (Overdraft)

The Group's product offering includes a variety of corporate and retail overdraft and credit cards facilities, in which the Group has the right to cancel and/or reduce the facilities with one day's notice. The Group does not limit its exposure to credit losses to the contractual notice period, but instead calculates ECL over a period that reflects the Group's expectations of the customer behaviour, its likelihood of default and the Group's future risk mitigation procedures, which could include reducing or cancelling the facilities. Based on past experience and the Group's expectations, the period over which the Group calculates ECLs for these products, is five years for corporate and seven years for retail products.

The ongoing assessment of whether a significant increase in credit risk has occurred for revolving facilities is similar to other lending products. This is based on shifts in the customer's internal credit grade, but greater emphasis is also given to qualitative factors such as changes in usage.

The interest rate used to discount the ECLs for credit cards is based on the average effective interest rate that is expected to be charged over the expected period of exposure to the facilities. This estimation takes into account that many facilities are repaid in full each month and are consequently charged no interest.

The calculation of ECLs, including the estimation of the expected period of exposure and discount rate is made, as explained in Note 3(a) on a collective basis. The collective assessments are made separately for portfolios of facilities with similar credit risk characteristics.

#### (v) Forward looking information

In its ECL models, the Group relies on a broad range of forward-looking information as economic inputs, such as:

- Inflation Rate "Inflation"
- Brent Crude Oil in USD/Barrel "Oil"
- Lending Rate "Lending"

The inputs and models used for calculating ECLs may not always capture all characteristics of the market at the date of the financial statements. To reflect this, qualitative adjustments or overlays are occasionally made as temporary adjustments when such differences are significantly material. Detailed information about these inputs and sensitivity analysis are provided in Note 4(a).

#### (vi) Forborne and modified loans

The Group sometimes makes concessions or modifications to the original terms of loans as a response to the borrower's financial difficulties, rather than taking possession or to otherwise enforce collection of collateral. The Group considers a loan forborne when such concessions or modifications are provided as a result of the borrower's present or expected financial difficulties and the Group would not have agreed to them if the borrower had been financially healthy. Indicators of financial difficulties include defaults on covenants, or significant concerns raised by the Credit Risk Department. Forbearance may involve extending the payment arrangements and the agreement of new loan conditions. Once the terms have been renegotiated, any impairment is measured using the original EIR as calculated before the modification of terms. It is the Group's policy to monitor forborne loans to help ensure that future payments continue to be likely to occur. Derecognition decisions and classification between Stage 2 and Stage 3 are determined on a case-by-case basis. If these procedures identify a loss in relation to a loan, it is disclosed and managed as an impaired Stage 3 forborne asset until it is collected or written off.

## 2. ACCOUNTING POLICIES (continued)

### (m) Financial assets (continued)

#### (vii) Forborne and modified loans

When the loan has been renegotiated or modified but not derecognised, the Group also reassesses whether there has been a significant increase in credit risk, as set out in Note 3 (a). The Group also considers whether the assets should be classified as Stage 3. Once an asset has been classified as forborne, it will remain forborne for a minimum 6-month probation period. In order for the loan to be reclassified out of the forborne category, the customer has to meet all of the following criteria:

- All of its facilities have to be considered performing
- The probation period of 6 months has passed from the date the forborne contract was considered performing
- Regular payments of more than an insignificant amount of principal or interest have been made during at least half of the probation period
- The customer does not have any contracts that are more than 30 days past due

If modifications are substantial, the loan is derecognised as disclosed in note 2 (n) below.

#### Reclassification of financial assets

The Group reclassifies all affected financial assets when, and only when, the Group changes its business model for managing financial assets. If the Group reclassifies financial assets, it applies the reclassification prospectively from the reclassification date. The Group does not restate any previously recognised gains, losses (including impairment gains or losses) or interest.

If the Group reclassifies a financial asset out of the amortised cost measurement category and into the fair value through profit or loss measurement category, its fair value is measured at the reclassification

date. Any gain or loss arising from a difference between the previous amortised cost of the financial asset and fair value is recognised in profit or loss.

If the Group reclassifies a financial asset out of the fair value through profit or loss measurement category and into the amortised cost measurement category, its fair value at the reclassification date becomes its new gross carrying amount.

If the Group reclassifies a financial asset out of the amortised cost measurement category and into the fair value through other comprehensive income measurement category, its fair value is measured at

the reclassification date. Any gain or loss arising from a difference between the previous amortised cost of the financial asset and fair value is recognised in other comprehensive income. The effective interest rate and the measurement of expected credit losses are not adjusted as a result of the reclassification.

If the Group reclassifies a financial asset out of the fair value through other comprehensive income measurement category and into the amortised cost measurement category, the financial asset is reclassified at its fair value at the reclassification date. However, the cumulative gain or loss previously

recognised in other comprehensive income is removed from equity and adjusted against the fair value of the financial asset at the reclassification date. As a result, the financial asset is measured at the reclassification date as if it had always been measured at amortised cost. This adjustment affects other comprehensive income but does not affect profit or loss and therefore is not a reclassification adjustment. The effective interest rate and the measurement of expected credit losses are not adjusted as a result of the reclassification.

If the Group reclassifies a financial asset out of the fair value through profit or loss measurement category and into the fair value through other comprehensive income measurement category, the financial asset continues to be measured at fair value.

## 2. ACCOUNTING POLICIES (continued)

### (m) Financial assets (continued)

#### Reclassification of financial assets (continued)

If the Group reclassifies a financial asset out of the fair value through other comprehensive income measurement category and into the fair value through profit or loss measurement category, the financial asset continues to be measured at fair value. The cumulative gain or loss previously recognised in other comprehensive income is reclassified from equity to profit or loss as a reclassification adjustment at the reclassification date.

### (n) Derecognition of financial assets

#### Derecognition due to substantial modification of terms and conditions

The Group derecognises a financial asset, such as a loan to a customer, when the terms and conditions have been renegotiated to the extent that, substantially, it becomes a new loan, with the difference recognised as a derecognition gain or loss, to the extent that an impairment loss has not already been recorded. The newly recognised loans are classified as Stage 1 for ECL measurement purposes, unless the new loan is deemed to be POCI. When assessing whether or not to derecognise a loan to a customer, amongst others, the Group considers the following factors:

- Change in currency of the loan
- Introduction of an equity feature
- Change in counterparty
- If the modification is such that the instrument would no longer meet the SPPI criterion

If the modification does not result in cash flows that are substantially different, as set out below, the modification does not result in derecognition. Based on the change in cash flows discounted at the original EIR, the Group records a modification gain or loss, to the extent that an impairment loss has not already been recorded. For financial liabilities, the Group considers a modification substantial based on qualitative factors and if it results in a difference between the adjusted discounted present value and the original carrying amount of the financial liability of, or greater than, ten percent. For financial assets, this assessment is based on qualitative factors.

#### Derecognition other than for substantial modification

A financial asset (or, where applicable, a part of a financial asset or part of a group of similar financial assets) is derecognised when the rights to receive cash flows from the financial asset have expired. The Group also derecognises the financial asset if it has both transferred the financial asset and the transfer qualifies for derecognition.

The Group has transferred the financial asset if, and only if, either:

- The Group has transferred its contractual rights to receive cash flows from the financial asset or
- It retains the rights to the cash flows, but has assumed an obligation to pay the received cash flows in full without material delay to a third party under a 'pass-through' arrangement

Pass-through arrangements are transactions whereby the Group retains the contractual rights to receive the cash flows of a financial asset (the 'original asset'), but assumes a contractual obligation to pay those cash flows to one or more entities (the 'eventual recipients'), when all of the following three conditions are met:

- The Group has no obligation to pay amounts to the eventual recipients unless it has collected equivalent amounts from the original asset, excluding short-term advances with the right to full recovery of the amount lent plus accrued interest at market rates
- The Group cannot sell or pledge the original asset other than as security to the eventual recipients
- The Group has to remit any cash flows it collects on behalf of the eventual recipients without material delay. In addition, the Group is not entitled to reinvest such cash flows, except for investments in cash or cash equivalents including interest earned, during the period between the collection date and the date of required remittance to the eventual recipient.

**2. ACCOUNTING POLICIES (continued)**

**(n) Derecognition of financial assets (continued)**

Derecognition other than for substantial modification (continued)

A transfer only qualifies for derecognition if either:

- The Group has transferred substantially all the risks and rewards of the asset or
- The Group has neither transferred nor retained substantially all the risks and rewards of the asset but has transferred control of the asset.

The Group considers control to be transferred if and only if, the transferee has the practical ability to sell the asset in its entirety to an unrelated third party and is able to exercise that ability unilaterally and without imposing additional restrictions on the transfer.

When the Group has neither transferred nor retained substantially all the risks and rewards and has retained control of the asset, the asset continues to be recognised only to the extent of the Group's continuing involvement, in which case, the Group also recognises an associated liability. The transferred asset and the associated liability are measured on a basis that reflects the rights and obligations that the Group has retained.

Continuing involvement that takes the form of a guarantee over the transferred asset is measured at the lower of the original carrying amount of the asset and the maximum amount of consideration the Group could be required to pay.

If continuing involvement takes the form of a written or purchased option (or both) on the transferred asset, the continuing involvement is measured at the value the Group would be required to pay upon repurchase. In the case of a written put option on an asset that is measured at fair value, the extent of the entity's continuing involvement is limited to the lower of the fair value of the transferred asset and the option exercise price.

**(o) Repossessed property**

In certain circumstances, property is repossessed following the foreclosure on loans that are in default. Repossessed properties are measured at the lower of carrying amount of the secured asset and fair value less costs to sell and reported within 'Non-current assets held for sale'. The bank did not have repossessed assets in the current year (2021: nil).

In its normal course of business, the Bank engages external agents to recover funds from the repossessed assets, generally at auction, to settle outstanding debt. Any surplus funds are returned to the customers/obligors. As a result of this practice, the residential properties under legal repossession processes are not recorded on the balance sheet.

**(p) Financial liabilities**

*Initial recognition and measurement*

The Group determines the classification of its financial liabilities at initial recognition. Financial liabilities are classified as financial liabilities at fair value through profit or loss, loans and borrowings or payables as appropriate. All financial liabilities are recognised initially at fair value and, in the case of loans and borrowings and payables, net of directly attributable transaction costs.

*Subsequent measurement*

The measurement of financial liabilities depends on their classification, as described below:

*Financial liabilities at fair value through profit or loss*

Financial liabilities at fair value through profit or loss include financial liabilities held for trading and financial liabilities designated upon initial recognition as at fair value through profit or loss.

## 2. ACCOUNTING POLICIES (continued)

### (p) Financial liabilities

#### *Financial liabilities at fair value through profit or loss (continued)*

Financial liabilities are classified as held for trading if they are incurred for the purpose of repurchasing in the near term. This category also includes derivative financial instruments entered into by the Group that are not designated as hedging instruments in hedge relationships as defined by IFRS 9. Separated embedded derivatives are also classified as held for trading unless they are designated as effective hedging instruments. Gains or losses on liabilities held for trading are recognised in the statement of profit or loss. Financial liabilities designated upon initial recognition at fair value through profit or loss are designated at the initial date of recognition, and only if the criteria in IFRS 9 are satisfied.

The Group has not designated any financial liability as at fair value through profit or loss.

#### *Financial liabilities at amortised cost*

##### i) Customer deposits

Customer deposits include call, fixed, current account and savings deposits. The fair value of savings, deposits and current accounts with no specific maturity is assumed to be the amount payable on demand at end of the reporting period, i.e. their carrying amounts at this date. The fair values of term deposits are estimated using discounted cash flow calculations based upon interest rates currently being offered for similar contracts with maturities consistent with those being valued. The carrying amounts of variable-rate deposits approximate their fair values at the reporting date.

##### ii) Deposits from/ to other banks

Deposits from other banks include inter-bank placements, items in the course of collection and deposits. The fair value of floating rate placements and overnight deposits is their carrying amount. The estimated fair value of fixed interest-bearing deposits is based on discounted cash flows using prevailing money market interest rates for debts with similar credit risk and remaining maturity.

##### iii) Other borrowed funds

Borrowings are financial liabilities and measured initially at fair value and subsequently at amortised cost using the effective interest rate method.

#### *Derecognition*

A financial liability is derecognised when the obligation under the liability is discharged or cancelled or expires. When an existing financial liability is replaced by another from the same lender on substantially different terms, or the terms of an existing liability are substantially modified, such an exchange or modification is treated as the derecognition of the original liability and the recognition of a new liability. The difference in the respective carrying amounts is recognised in profit or loss.

### (q) Provisions

Provisions are recognised when the Group has a present obligation (legal or constructive) as a result of a past event, it is probable that an outflow of resources embodying economic benefits will be required to settle the obligation and a reliable estimate can be made of the amount of the obligation. The expense relating to any provision is presented in the Statement of profit or loss net of any reimbursement in other operating expenses.

### (r) Offsetting

Financial assets and liabilities are offset, and the net amount reported in the consolidated and separate statement of financial position if the amount is not material, there is a currently enforceable legal right to set off the recognised amounts and there is an intention to settle on a net basis or realise the asset and settle the liability simultaneously. The Group has no offset arrangements.

### (s) Impairment of non-financial assets

The Group assesses at each reporting date, whether there is an indication that an asset may be impaired. If any indication exists, or when annual impairment testing for an asset is required, the Group estimates the asset's recoverable amount. An asset's recoverable amount is the higher of an asset's or CGU's fair value less costs of disposal and its value in use. The recoverable amount is determined for an individual asset, unless the asset does not generate cash inflows that are largely independent of those from other assets or groups of assets. When the carrying amount of an asset or CGU exceeds its recoverable amount, the asset is considered impaired and is written down to its recoverable amount.

## 2. ACCOUNTING POLICIES (continued)

### (s) Impairment of non-financial assets (continued)

In assessing value in use, the estimated future cash flows are discounted to their present value using a pre-tax discount rate that reflects current market assessments of the time value of money and the risks specific to the asset. In determining fair value less costs of disposal, recent market transactions are taken into account. If no such transactions can be identified, an appropriate valuation model is used. These calculations are corroborated by valuation multiples, quoted share prices for publicly traded companies or other available fair value indicators.

The Group bases its impairment calculation on most recent budgets and forecast calculations, which are prepared separately for each of the Group's CGUs to which the individual assets are allocated. These budgets and forecast calculations generally cover a period of five years. A long-term growth rate is calculated and applied to project future cash flows after the fifth year.

Impairment losses of continuing operations are recognised in the statement of profit or loss in expense categories consistent with the function of the impaired asset, except for properties previously revalued with the revaluation taken to OCI. For such properties, the impairment is recognised in OCI up to the amount of any previous revaluation.

For assets excluding goodwill, an assessment is made at each reporting date to determine whether there is an indication that previously recognised impairment losses no longer exist or have decreased. If such indication exists, the Group estimates the asset's or CGU's recoverable amount. A previously recognised impairment loss is reversed only if there has been a change in the assumptions used to determine the asset's recoverable amount since the last impairment loss was recognised. The reversal is limited so that the carrying amount of the asset does not exceed its recoverable amount, nor exceed the carrying amount that would have been determined, net of depreciation, had no impairment loss been recognised for the asset in prior years. Such reversal is recognised in the statement of profit or loss unless the asset is carried at a revalued amount, in which case, the reversal is treated as a revaluation increase.

Goodwill is tested for impairment annually as at 31 December and when circumstances indicate that the carrying value may be impaired. Impairment is determined for goodwill by assessing the recoverable amount of each CGU (or group of CGUs) to which the goodwill relates. When the recoverable amount of the CGU is less than its carrying amount, an impairment loss is recognised. Impairment losses relating to goodwill cannot be reversed in future periods.

Intangible assets with indefinite useful lives are tested for impairment annually as at 31 December at the CGU level, as appropriate, and when circumstances indicate that the carrying value may be impaired.

### (t) Foreign currency

#### i) Functional and presentation currency

Items included in the financial statements of each of the Group's entities are measured using the currency of the primary economic environment in which the entity operates ('the functional currency'). The consolidated financial statements are presented in Kenya shillings, which is the group's presentation currency.

#### ii) Transactions

Transactions in foreign currencies are translated at the rates ruling on the transaction dates. Monetary balances in foreign currencies are translated at the Central Bank of Kenya rates ruling at the reporting date. Any resulting gains or losses on exchange are dealt with in profit or loss in the period in which they arise. Non-monetary items carried at cost are translated using the exchange rate at the date of the initial transactions, whilst assets carried at fair value are translated at the exchange rate when the fair value was determined.

The gain or loss arising on translation of non-monetary items measured at fair value is treated in line with the recognition of the gain or loss on the change in fair value of the item (i.e., translation differences on items whose fair value gain or loss is recognised in OCI or profit or loss are also recognised in OCI or profit or loss, respectively).

#### iii) Group companies

The results and financial position of all the group entities (none of which has the currency of a hyper-inflationary economy as at 31 December 2022) that have a functional currency different from the presentation currency are translated into the presentation currency as follows:

- (i) assets and liabilities of foreign subsidiaries are translated into Kenya Shillings at the rate of exchange ruling at the reporting date;
- (ii) income and expenses for each statement of comprehensive income are translated at the weighted average exchange rates for the period; and

**2. ACCOUNTING POLICIES (continued)**

**(t) Foreign currency (continued)**

**iv) Group companies (continued)**

- iii) exchange differences are recognised in other comprehensive income and accumulated in equity in the translation reserve. On disposal of a foreign entity, the deferred cumulative amount recognized in equity relating to that particular foreign operation is reclassified from equity to profit or loss when the gain or loss on disposal is recognised.

**Hyper-inflationary economy**

With effect from 2016, the South Sudanese economy is considered to be hyperinflationary in accordance with criteria in *International Accounting Standards (IAS) 29-Financial Reporting in Hyperinflationary Economies*.

On consolidation, the statements of profit or loss and financial position of foreign operations whose functional currency is the currency of a hyperinflationary economy are translated into the group's functional currency at the closing rate at the reporting date. The exchange differences arising on translation for consolidation are recognised directly through equity.

Where the functional currency is changed to a currency that is not under hyperinflationary economy, the exchange difference arising on translation is recognised through translation reserve. Judgment has been used in the various assumptions used such as the consumer price indices for the various years due to limitation of data available. Refer to Note 32(d).

**(u) Employee benefits**

The Group operates a defined contribution retirement scheme for its employees. The assets of the scheme are held in a separate trustee administered fund which is funded by contributions from both the Group and employees. The Group's contributions to the scheme are charged to profit or loss in the year to which they relate. The Group also contributes to a statutory defined contribution pension scheme, the National Social Security Fund (NSSF). Contributions are determined by local statute and are limited to KShs 200 per employee per month in 2022. However, following the enactment of the NSSF Act 2013, starting February 2023 the contributions to NSSF will be at 12% of the employee pensionable earnings i.e. 6% employee and 6% employer. Further, the 12% contribution will be categorized as follows:

- i) Tier I Contributions - 12% of the employee pensionable earnings (6% employee and 6% employer) up to the Lower Earnings Limit (LEL).
- ii) Tier II Contributions - 12% of employee pensionable earnings (6% employee and 6% employer) between the Lower Earnings Limit (LEL) and the Upper Earnings Limit (UEL).

Short-term benefits consist of salaries, bonuses and any non-monetary benefits such as medical aid contributions and free services (i.e. free medical check-ups, counselling and medical complementary follow-ups)

Employee entitlements to annual leave are recognised when they accrue to employees. A provision is made for the estimated liability for annual leave accrued at the reporting date.

**(v) Taxes**

**Current tax**

Current tax assets and liabilities for the current and prior periods are measured at the amount expected to be recovered from or paid to the taxation authorities. The tax rates and tax laws used to compute the amount are those that are enacted or substantively enacted by the end of reporting period. Current tax relating to items recognised outside profit or loss is recognised outside profit or loss. Current tax items are recognised in correlation to the underlying transaction either in profit or loss, other comprehensive income or directly in equity.

**Deferred income tax**

Deferred income tax is provided using the liability method on temporary differences at the end of the reporting period between the tax bases of assets and liabilities and their carrying amounts for financial reporting purposes. Deferred tax liabilities are recognised for all taxable temporary differences, except:

- (i) where the deferred tax liability arises from the initial recognition of goodwill or of an asset or liability in a transaction that is not a business combination and, at the time of the transaction, affects neither the accounting profit nor taxable profit or loss; and
- (ii) in respect of taxable temporary differences associated with investments in subsidiaries, associates and interests in joint ventures, where the timing of the reversal of the temporary differences can be controlled and it is probable that the temporary differences will not reverse in the foreseeable future.

## 2. ACCOUNTING POLICIES (continued)

### (v) Taxes (continued)

#### *Deferred income tax (continued)*

Deferred income tax assets are recognised for all deductible temporary differences, carry forward of unused tax credits and unused tax losses, to the extent that it is probable that taxable profit will be available against which the deductible temporary differences, and the carry forward of unused tax credits and unused tax losses can be utilised except:

- (i) where the deferred tax asset relating to the deductible temporary difference arises from the initial recognition of an asset
- (ii) or liability in a transaction that is not a business combination and, at the time of the transaction, affects neither the accounting profit nor taxable profit or loss; and
- (iii) in respect of deductible temporary differences associated with investments in subsidiaries, associates and interests in joint ventures, deferred tax assets are recognised only to the extent that it is probable that the temporary differences will reverse in the foreseeable future and taxable profit will be available against which the temporary differences can be utilised.

The carrying amount of deferred tax assets is reviewed at each end of the reporting period and reduced to the extent that it is no longer probable that sufficient taxable profit will be available to allow all or part of the deferred tax asset to be utilised. Unrecognised deferred tax assets are reassessed at each end of the reporting period and are recognised to the extent that it has become probable that future taxable profit will allow the deferred tax asset to be recovered.

Deferred tax assets and liabilities are measured at the tax rates that are expected to apply to the year when the asset is realized, or the liability is settled, based on tax rates (and tax laws) that have been enacted or substantively enacted at the end of reporting period. Deferred income tax relating to items recognised outside profit or loss is recognised outside profit or loss. Deferred tax items are recognised in correlation to the underlying transaction either in profit or loss, other comprehensive income or directly in equity.

#### *Value Added Tax*

Revenues, expenses and assets are recognised net of the amount of value added tax except where the value added tax incurred on a purchase of assets or services is not recoverable from the Kenya Revenue Authority (KRA), in which case the value added tax is recognised as part of the cost of acquisition of the asset or as part of the expense item as applicable; and receivables and payables that are stated with the amount of value added tax included.

The net amount of value added tax recoverable from, or payable to tax authorities is included as part of accounts receivables or payables in the Statement of financial position.

### (w) Grants

Grants are recognised where there is reasonable assurance that the grant will be received, and all attaching conditions will be complied with. When the grant relates to an expense item, it is recognised as other income over the period necessary to match the grant on a systematic basis to the costs that it is intended to compensate. Where the grant relates to an asset, it is recognised as deferred income and released to other income in equal annual amounts over the expected useful life of the related asset.

A government grant that becomes receivable as compensation for expenses or losses already incurred or for the purpose of giving immediate financial support to the entity with no future related costs is recognised as other income in the period in which it becomes receivable.

### (x) Cash and cash equivalents

Cash and cash equivalents comprise balances with maturities of less than 91 days from the date of acquisition and include cash and balances with Central Bank of Kenya (excluding restricted balances - cash reserve ratio), items in the course of collection and deposits and balances due from banking institutions. For the purpose of the consolidated and separate statement of cash flows, cash and cash equivalents consist of cash and cash equivalents as defined above, net of outstanding bank overdrafts. Cash and cash equivalents are measured at amortised cost.

## 2. ACCOUNTING POLICIES (continued)

### (y) Dividends

Dividends on ordinary shares are charged to equity in the year in which they are declared. Proposed dividends are shown as a separate component of equity until they have been ratified at the Annual General Meeting and are subsequently recognised as a liability.

### (z) Fiduciary assets

Assets and income arising thereon with related undertakings to return such assets to customers are excluded from these financial statements when the Group acts in a fiduciary capacity such as nominee or agents.

### (aa) Fair value

Fair value is the price that would be received to sell an asset or paid to transfer a liability in an orderly transaction between market participants at the measurement date.

The Group's fair value measurement is based on the presumption that the transaction to sell the asset or transfer the liability takes place either:

- In the principal market for the asset or liability, or
- In the absence of a principal market, in the most advantageous market for the asset or liability

The principal or the most advantageous market must be accessible by the Group.

The fair value of an asset or a liability is measured using the assumptions that market participants would use when pricing the asset or liability, assuming that market participants act in their economic best interest.

A fair value measurement of a non-financial asset takes into account a market participant's ability to generate economic benefits by using the asset in its highest and best use or by selling it to another market participant that would use the asset in its highest and best use.

The Group uses valuation techniques that are appropriate in the circumstances and for which sufficient data are available to measure fair value, maximising the use of relevant observable inputs and minimising the use of unobservable inputs.

All assets and liabilities for which fair value is measured or disclosed in the financial statements are categorised within the fair value hierarchy, described as follows, based on the lowest level input that is significant to the fair value measurement as a whole:

- Level 1 – Quoted (unadjusted) market prices in active markets for identical assets or liabilities.
- Level 2 – Valuation techniques for which the lowest level input that is significant to the fair value measurement is directly or indirectly observable.
- Level 3 – Valuation techniques for which the lowest level input that is significant to the fair value measurement is unobservable.

For assets and liabilities that are recognised in the financial statements on a recurring basis, the Group determines whether transfers have occurred between levels in the hierarchy by re-assessing categorisation (based on the lowest level input that is significant to the fair value measurement as a whole) at the end of each reporting period. External valuers are involved for valuation of significant assets, such as land and buildings. The bank's panel of Valuers is selected through a competitive bidding process. Selection criteria include market knowledge, reputation, independence and whether professional standards are maintained. Valuation is carried out every three years after which the valuation reports are evaluated for reasonability by the bank's internal valuers before adoption.

### (ab) Inventory

Inventory is carried at the lower of cost and net realizable value. The cost of inventory comprises all cost of purchase, and other costs incurred in bringing inventories to their present location and condition. The cost of inventory is based on the calculated specific identification method.

Net realisable value is the estimate of the selling price in the ordinary course of business, less the cost of completion and selling expenses.

Inventory is valued at weighted average cost which is revalued at spot rate.

### 3. FINANCIAL RISK MANAGEMENT

#### *Risk management framework*

The Board of Directors has overall responsibility for the establishment and oversight of the Group's risk management framework. The Board has established the Risk & Finance Committee, which is responsible for developing and monitoring Group risk management policies in their specified areas. All Board committees, with exception of Board Audit Committee, have both executive and non-executive members and report regularly to the Board of Directors on their activities.

The Group's risk management policies are established to identify and analyse the risks faced by the Group, to set appropriate risk limits and controls, and to monitor risks and adherence to limits. Risk management policies and systems are reviewed regularly to reflect changes in market conditions, products and services offered. The Group, through its training and management standards and procedures, aims to develop a disciplined and constructive control environment, in which all employees understand their roles and obligations.

The Board Audit Committee is responsible for monitoring compliance with the Group's risk policies and procedures, and for reviewing their adequacy. The Board Audit Committee is assisted in these functions by Internal Audit. Internal Audit undertakes both regular and ad-hoc reviews of risk controls and procedures, the results of which are reported to the Board Audit committee.

The Group has exposure to the following risks from its use of financial instruments:

- (a) Credit risk
- (b) Liquidity risk
- (c) Market risks
- (d) Operational risks

Below is the information about the Group's exposure to each of the above risks, the Group's objectives, policies and processes for measuring and managing risk, and the Group's management of capital. There is no significant difference between the Group and Bank balances in assessment of the various risks facing the Group.

#### (a) Credit risk

Credit risk is the risk of financial loss to the Group if a customer or counterparty to a financial instrument fails to meet its contractual obligations and arises principally from the Group's loans and advances to customers, other banks and investment securities and cash and balances with central bank. For risk management reporting purposes, the Group considers and consolidates all elements of credit risk exposure.

#### *Management of credit risk*

The Board of Directors has delegated responsibility for the management of credit risk to its Board's Risk and Finance Committee. A separate Credit Risk Department, reporting to the Board's Risk and Finance Committee, is responsible for oversight of the Group's credit risk, including:

- (1) Formulating credit policies in consultation with business units, covering collateral requirements, credit assessment, risk grading and reporting, documentary and legal procedures, and compliance with regulatory and statutory requirements.
- (2) Establishing the authorisation structure for the approval and renewal of credit facilities.
- (3) Reviewing and assessing credit risk.
- (4) Developing and maintaining the Group's risk grading in order to categorise exposures according to the degree of risk of financial loss faced and to focus management on the attendant risks.
- (5) Reviewing compliance of business units with agreed exposure limits, including those for selected industries, country risk and product types.
- (6) Providing advice, guidance and specialist skills to business units to promote best practice throughout the Group in the management of credit risk.

Each business unit is required to implement Group credit policies and procedures, with credit approval authorities delegated from the Board's Risk and Finance Committee. Each business unit is responsible for the quality and performance of its credit portfolio and for monitoring and controlling all credit risks in its portfolios, including those subjects to central approval.

CO-OPHOLDINGS CO-OPERATIVE SOCIETY LIMITED AND SUBSIDIARIES  
NOTES TO THE CONSOLIDATED FINANCIAL STATEMENTS (continued)  
FOR THE YEAR ENDED 31 DECEMBER 2022

3. FINANCIAL RISK MANAGEMENT (continued)

(a) Credit risk (continued)

*Management of credit risk (continued)*

The table below summarizes the maximum exposure to credit risk and indicates the worst-case scenario, without taking into consideration collateral, other credit enhancements or provisions of impairment.

	Group	
	2022	2021
	KShs'000	KShs'000
<b>Items recognised in the statement of financial position:</b>		
Balances with central bank	19,129,300	21,784,667
Items in the course of collection	325,425	-
Deposits and balances due from banking institutions	9,983,779	8,535,793
Derivatives	206,725	199,765
Debt instruments at amortised cost	74,799,963	77,529,736
Debt & equity instruments at fair value through other comprehensive income	100,352,807	107,837,175
Interest receivable	5,411,632	5,163,951
Other assets	233,771	230,857
Loans and advances to customers	<u>339,054,497</u>	<u>310,195,297</u>
	549,497,899	531,477,421
<b>Items not recognised in the statement of financial position (note 47(a))</b>	<u>41,792,141</u>	<u>40,803,069</u>
	<u>591,290,040</u>	<u>572,280,490</u>

While collateral is an important means to mitigate against credit risk, the Group's primary policy is to issue loans after establishing capacity of the customer to repay. Facilities are secured by collateral in the form of charges over cash, land and buildings, marketable securities, plant and machinery among others.

The tables below show the maximum exposure to credit risk by for loans and advances. All other financial assets are unsecured. The table also show the total fair value of collateral, any surplus collateral (the extent to which the fair value of collateral held is greater than the exposure to which it relates), and the net exposure to credit risk.

CO-OPHOLDINGS CO-OPERATIVE SOCIETY LIMITED AND SUBSIDIARIES  
NOTES TO THE CONSOLIDATED FINANCIAL STATEMENTS (continued)  
FOR THE YEAR ENDED 31 DECEMBER 2022

3. FINANCIAL RISK MANAGEMENT (continued)

*Management of credit risk (continued)*

	Group		Bank	
	2022	2021	2022	2021
	KShs'000	KShs'000	KShs'000	KShs'000
Loans and advances	383,603,050	346,668,095	372,426,838	337,173,812
Fair value of collateral	542,973,260	515,786,440	524,445,941	506,465,996
Surplus collateral	159,370,210	169,118,345	152,019,103	169,292,184
Allowance for impairments	(37,996,800)	(33,574,321)	(34,886,600)	(29,690,898)

The fair value of collateral above are undiscounted to cater for time to realisation and have not considered the haircuts required by prudential guidelines. Hence the balances are higher than the gross carrying amount of loans and advances.

*(i) Impairment assessment*

The references below show where the Group's impairment assessment and measurement approach is set out in this report. It should be read in conjunction with the accounting policies on note 2(I).

*Definition of default and cure*

The Group considers a financial instrument defaulted and therefore Stage 3 (credit-impaired) for ECL calculations in all cases when the borrower becomes 90 days past due on its contractual payments. The Group considers treasury and interbank balances defaulted and takes immediate action when the required intraday payments are not settled by the close of business as outlined in the individual agreements.

As a part of a qualitative assessment of whether a customer is in default, the Group also has an early warning system, (EWS), which considers a variety of parameters that may indicate unlikelihood of the customer to pay. EWS accounts are carefully reviewed and decisions made that result in treating customer as either stage 2 or stage 3 for ECL calculations such parameters include:

- Changes in account turnovers
- Adverse industry information
- Missed covenants and conditions especially of financial information or ratios
- Missed monthly payments
- Reduced monthly payments
- The borrower requesting emergency funding from the Group
- Bouncing cheques
- A material decrease in the borrower's turnover or the loss of a major customer
- Suspension of the debtor at the primary exchange because of rumours or facts about financial difficulties
- The borrower having past due liabilities to public creditors or employees.
- Increase of frequency of overdraft.
- Several requests on restructure.
- A material decrease in the underlying collateral value where the recovery of the loan is expected from the sale of the collateral
- A material decrease in the borrower's turnover or the loss of a major customer
- The debtor filing for bankruptcy application/protection
- Employee retrenchment
- Diversion of funds

It is the Group's policy to consider a financial instrument as 'cured' and therefore re-classified out of Stage 3 when none of the default criteria have been present for six to twelve consecutive months. The decision whether to classify an asset as Stage 2 or Stage 1 once cured depends on the stage sub segment and the updated credit grade, at the time of the cure, and whether this indicates there has been a significant improvement in credit risk compared to the stage 3 recognition.

### 3. FINANCIAL RISK MANAGEMENT (continued)

#### (a) Credit risk (continued)

##### (i) Impairment assessment (continued)

###### *The Group's internal rating and PD estimation process*

The Group's Credit risk division operates its internal rating models. The Group runs separate models for its key portfolios in which its customers are rated from AAA to F using internal grades. The models incorporate both qualitative and quantitative information and, in addition to information specific to the borrower, utilize supplemental external information that could affect the borrower's behaviour. Where practical, we also build on information from credit reference bureaus. The internal credit grades are assigned based on these Basel III based grades. PDs are then adjusted for IFRS 9 ECL calculations to incorporate historically collected loss behaviour data and forward-looking information and the IFRS 9 Stage classification of the exposure.

##### (i) Treasury, trading and interbank relationships

The Group's treasury, trading and interbank relationships and counterparties comprise financial services institutions, banks, investment banks and stock brokers. For these relationships, the Group's credit department analyses available information such as financial information and other external data, e.g., the rating of credit reference bureaus, ratings by Moody's or other credible agencies and assigns the internal rating, as shown in the table below.

##### (ii) Corporate and Co-operatives, small and medium business lending

For above segments of customers, the borrowers are assessed by specialised credit risk analysis employees of the Group. The credit risk assessment is based on a mix of expert assessment and credit scoring model that takes into account various historical, current and forward-looking information such as:

- Historical financial information together with forecasts and budgets prepared by the client. This financial information includes realised and expected results, solvency ratios, liquidity ratios and any other relevant ratios to measure the client's financial performance. Some of these indicators are captured in covenants with the clients and are, therefore, measured with greater attention.
- Any publicly available information on the clients from external parties. This includes external rating grades issued by rating agencies, independent analyst reports or press releases and articles.
- Any macro-economic or geopolitical information, e.g., GDP growth relevant for the specific industry and geographical segments where the client operates.
- Any other objectively supportable information on the quality and abilities of the client's management relevant for the company's performance.

The complexity and granularity of the rating techniques varies based on the exposure of the Group and the Bank and the complexity and size of the customer. Some of the less complex small business loans are rated on basis of behaviours opposed to using an application score and are being migrated to digital channels for more efficient management.

##### (iii) Consumer lending and other retail advances

Consumer lending comprises unsecured personal loans, credit cards, salary advances, asset finance and mortgages. These products are assessed on basis of product probability of default history and are driven for ECL by an automated tool primarily driven by days past due. Other key inputs into the models are:

- Consumer lending products: use of limits and volatility thereof, GDP growth, unemployment rates, changes in personal income/salary levels based on records of current accounts, personal indebtedness and expected interest repricing
- Retail mortgages: GDP growth, unemployment rates, changes in personal income/salary levels based on records of current accounts, personal indebtedness and expected interest repricing.

##### (iv) The Group's and the Bank's internal credit rating grades

Grade	Classification
1	Normal
2	Watch
3	Substandard
4	Doubtful
5	Loss

**3. FINANCIAL RISK MANAGEMENT (continued)**

**(a) Credit risk (continued)**

**(i) Impairment assessment (continued)**

**(iv) The Group's and the Bank's internal credit rating grades (continued)**

*Exposure at default (continued)*

The exposure at default (EAD) represents the gross carrying amount of the financial instruments subject to the impairment calculation, addressing both the client's ability to increase its exposure while approaching default and potential early repayments.

To calculate the EAD for a Stage 1 loan, the Group and the Bank assesses the possible default events within 12 months for the calculation of the 12mECL. However, if a Stage 1 loan that is expected to default in the 12 months from the balance sheet date and is also expected to cure and subsequently default again, then all linked default events are taken into account. For Stage 2 and Stage 3, the exposure at default is considered for events over the lifetime of the instruments.

The Group and the Bank determines EADs by modelling the range of possible exposure outcomes at various points in time, corresponding the multiple scenarios. The IFRS 9 PDs are then assigned to each economic scenario based on the outcome of Group's and the Bank's models.

*Loss given default*

For corporate financial instruments, LGD values are assessed at the end of every month, reviewed and approved by the Bank's specialized risk department. The risk assessment is based on a standardized LGD assessment framework that results in a certain LGD rate. These LGD rates take into account the expected EAD in comparison to the amount expected to be recovered or realized from any collateral held.

For Corporate, Co-operatives, Small and Medium lending as well as Asset finance and mortgages, the value of securities and expected future cash flows as well as recovery histories are taken into consideration in arriving as specific loss given default to apply to the ECL calculations.

The Group and the Bank segments its retail lending products like unsecured loans, credit cards, mobile loans into smaller homogeneous portfolios, based on key characteristics that are relevant to the estimation of future cash flows. The applied data is based on historically collected loss data. Under IFRS 9, LGD rates are estimated for the stage 1, stage 2 and stage 3 IFRS 9 segment of each asset class. The inputs for these LGD rates are estimated and where possible, calibrated through back testing against recent recoveries.

The Group and the Bank estimates regulatory and IFRS 9 LGDs on a different basis. Under IFRS 9, LGD rates are estimated for the Stage 1, Stage 2 and Stage 3 IFRS 9 segment of each asset class. The inputs for these LGD rates are estimated and, where possible, calibrated through back testing against recent recoveries. These are repeated for each economic scenario as appropriate.

*Significant increase in credit risk*

The Group and the Bank continuously monitors all assets subject to ECLs. In order to determine whether an instrument or a portfolio of instruments is subject to 12mECL or LTECL, the Group and the Bank assesses whether there has been a significant increase in credit risk since initial recognition. The Group and the Bank considers an exposure to have significantly increased in credit risk when the IFRS 9 lifetime PD has doubled since initial recognition and has increased by more than 20 bps a year.

When estimating ECLs on a collective basis for a group of similar assets, the Group and the Bank applies the same principles for assessing whether there has been a significant increase in credit risk since initial recognition.

The Bank and Group did not make any changes to its portfolio classification arising from the pandemic. The grouping of portfolios is detailed below.

### 3. FINANCIAL RISK MANAGEMENT (continued)

#### (a) Credit risk (continued)

##### (i) Impairment assessment (continued)

##### *Significant increase in credit risk (continued)*

##### *Grouping financial assets measured on a collective basis*

The Group and the Bank calculates ECLs either on a collective or an individual basis. Asset classes where the Group and the Bank calculates ECL on an individual basis include:

- Top 50 Corporate
- Composite (SME, MCU, Asset Finance, Mortgage Finance, Corporate Loans)
- Overdraft
- Mobi-Loans
- Credit Card
- Guarantee
- Letters of Credit
- SACCO & Agri Business

Asset classes where the Group and the Bank calculates ECL on a collective basis include:

- Retail unsecured

The Group and the Bank consolidates these exposures into smaller homogeneous portfolios, based on a combination of internal and external characteristics of the loans, as described below:

- Repayment Type
- Repayment Frequency
- Contract Start Date
- Date of First Repayment
- Expiry date
- Product Type
- Effective Interest Rate
- Days Past Due Band

##### *Analysis of inputs to the ECL model under multiple economic scenarios*

The macroeconomic factor forecasts - for the three scenarios, best estimate, optimistic and downturn - are used to create forecasted values for each of the principal components. These factors are first differenced and lagged, where applicable, and then standardised. Thereafter, the principal components are derived through vector multiplication of the principal components, using the weights for each factor. Lastly, for each scenario, the forecasted index is constructed using the weights.

Data on inflation interest rates etc is obtained from Central Bank of Kenya website and Kenya Bureau of Statistics to come up with the various scenarios that is used to overlay the ECLs.

##### *Impact of COVID-19 Pandemic*

- a) In view of the COVID-19, the Bank and the Group reviewed five possible scenarios using different probability weighted outcomes considering (i) containment of virus (growth rebound, slow but steady growth and no growth) and (ii) virus recurrence (return to growth but muted and slow long term growth). For the purpose of ECL calculation, the Bank and Group considered both the virus recurrence and slow long-term growth and assigned higher weighting of 80% downside, base case 10% and upside scenarios 10% which in management perspective demonstrated their expected outcome.
- b) The macroeconomic factors are developed based on historical data and correlated with macroeconomic factors derived from a number of sources including National Bureau of Statistics, Central Bank of Kenya and various credit agencies. Considering COVID- 19, the Bank and Group considered that macroeconomic factors correlated to the loan book are all materially significant and therefore none could be isolated for purposes of sensitivity analysis. Further there were no management overlays applied to macroeconomic factors.

### 3. FINANCIAL RISK MANAGEMENT (continued)

#### (a) Credit risk (continued)

##### (i) Impairment assessment (continued)

##### *Impact of COVID-19 Pandemic (continued)*

- c) The Bank and Group considered the implication of COVID-19 on the impact of ECL based on collateral information. Collateral used by the Bank and group are at customer level. In view of the short period of COVID-19 pandemic, the Bank and Group did not consider any adjustments on collateral as there was no supportable information to vary adjustments for time to realization and the values of collaterals.
- d) The Bank's Credit department are involved in monitoring credit risk and running the expected credit losses for the Bank and the Group with oversight of Credit committee. In view of COVID 19 impacts, the review and monitoring of restructured facilities are monitored by credit team and approved by the Bank's Credit committee on a regular basis.
- The tables show the values of the key forward looking economic variables/assumptions used in each of the economic scenarios for the ECL calculations. The figures for "Subsequent years" represent a long-term average and so are the same for each scenario.

##### Macroeconomic Overlays

	Upside	Base	Downside
Year 1	1.111789	1.083606	1.140705
Year 2	1.056429	1.029649	1.083905
Year 3	1.062541	1.035606	1.090177
Year 4	1.074774	1.047529	1.102727
Year 5	1.062661	1.090354	1.147751

##### *Collateral and other credit enhancements*

The amount and type of collateral required depends on an assessment of the credit risk of the counterparty. Guidelines are in place covering the acceptability and valuation of each type of collateral. The main types of collateral obtained are, as follows:

- For securities lending and reverse repurchase transactions, cash or securities
- For corporate and small business lending, charges over real estate properties, inventory and trade receivables and, in special circumstances, government guarantees
- For retail lending, mortgages over residential properties
- For asset finance, charge over the asset
- For MCU charge over chattels

The Group and the Bank also obtains guarantees from parent companies for loans to their subsidiaries.

Management monitors the market value of collateral and will request additional collateral in accordance with the underlying agreement.

### 3. FINANCIAL RISK MANAGEMENT (continued)

#### (a) Credit risk (continued)

##### (i) Impairment assessment (continued)

###### *Collateral and other credit enhancements*

In the normal course of business, the Group and the Bank do not physically repossess properties or other assets in its retail portfolio, but engages external agents to recover funds, generally at auction, to settle outstanding debt. Any surplus funds are returned to the customers/ obligors.

An estimate of the fair value of collateral and other security enhancements held against financial assets is shown below:

	Group and Bank	
	2022	2021
	KShs'000	KShs'000
(i) Categorized by loans & advances:		
Stage 3/Doubtful & loss categories	27,661,410	43,558,420
Stage 3/ Sub-standard category	45,591,085	45,700,680
Stage 1&2 / Normal & watch categories	469,720,765	426,527,340
	<u>542,973,260</u>	<u>515,786,440</u>
(ii) Categorized by nature of collateral:		
Land & buildings	209,705,946	173,785,892
Cash & other pledges	2,613,370	928,772
Motor vehicles	55,814,833	69,183,627
Hypothecation of stock	2,053,578	1,599,194
Debentures & guarantees	250,568,431	251,521,048
Equities & Shares	282,143	438,839
Other chattels	21,934,959	18,329,068
	<u>542,973,260</u>	<u>515,786,440</u>

###### *Loans with renegotiated terms*

Loans with renegotiated terms are loans that have been restructured due to deterioration in the borrower's financial position and where the Group and the Bank has made concessions that it would not otherwise consider. Once the loan is restructured it may remain in this category or may be re-graded depending on performance after restructuring. Note 13 (d) shows the movement of loan between stage 1,2 and 3. The carrying amount of renegotiated financial assets that would otherwise be past due or impaired is as KShs 7,497,941 (2021: KShs 7,408,468).

##### (ii) Concentration of Risk

Concentration indicates the relative sensitivity of the Group's and Bank's performance to developments affecting a particular industry or geographical location. Excessive concentration arises when a number of counterparties are engaged in similar business activities or activities in the same geographic region or have similar economic features that would cause their ability to meet contractual obligations to be similarly affected by changes in economic, political or other conditions.

CO-OPHOLDINGS CO-OPERATIVE SOCIETY LIMITED AND SUBSIDIARIES  
NOTES TO THE CONSOLIDATED FINANCIAL STATEMENTS (continued)  
FOR THE YEAR ENDED 31 DECEMBER 2022

3. FINANCIAL RISK MANAGEMENT (continued)

(a) Credit risk (continued)

(ii) Concentration of Risk (continued)

To avoid excessive concentration of risk, the Group's and the Bank's policies and procedures include specific guidelines that ensure maintenance of a diversified portfolio across bank products, industry sectors, geographic spread, credit ratings, customer segments and exposure to single or related counterparties. Concentrations of credit risk which have been identified are controlled and managed accordingly.

Loans and advances: -	Group 2022 KShs'000	2021 KShs'000
Agriculture	6,308,494	4,729,793
Manufacturing, energy & water	13,922,908	17,299,109
Financial services	33,717,560	31,976,677
Tourism & hospitality	3,327,398	3,213,783
Wholesale and retail trade	49,573,815	44,788,785
Transport and communication	42,164,694	34,102,001
Real Estate, building & construction	37,623,583	37,234,598
Consumer & household	196,965,588	173,323,349
	<u>383,604,040</u>	<u>346,668,095</u>
Less: staff loans amortisation	<u>(6,217,201)</u>	<u>(2,898,478)</u>
	<u>377,386,839</u>	<u>343,769,617</u>
(i) Concentration by business:		
Corporate	111,281,720	112,871,143
Mortgage & Asset Finance	65,358,961	55,764,831
Small, Medium and Microenterprises	41,033,487	31,858,999
Retail	160,746,753	141,086,540
Agribusiness	<u>5,183,119</u>	<u>5,086,582</u>
	<u>383,604,040</u>	<u>346,668,095</u>
Less: staff loans amortisation	<u>(6,217,201)</u>	<u>(2,898,478)</u>
	<u>377,386,839</u>	<u>343,769,617</u>

*Write-off policy*

As disclosed in note 11, The Group and the Bank writes off a loan balance as and when Board of directors determines that the loans are uncollectible. This determination is reached after considering information such as the occurrence of significant changes in the borrower's financial position such that the borrower can no longer pay the obligation or that proceeds from collateral will not be sufficient to pay back the entire exposure. For smaller balance standardised loans, charge off decisions generally are based on a product specific past due status.

(ii) Settlement Risk

The Group's and the Bank's activities may give rise to risk at the time of settlement of transactions and trades. Settlement risk is the risk of loss due to the failure of a company to honour its obligations to deliver cash or other assets as contractually agreed. For some transactions, settlement risk is mitigated by conducting settlements through a settlement/clearing agent to ensure that a transaction is settled only when both parties have fulfilled their contractual obligations. Where this arrangement is not available, this risk is controlled through settlement limits which form part of the credit approval and limit monitoring process under the Group's and Bank's risk management mechanisms. This requires transaction-specific or counterparty-specific assessment to ensure the Group and the Bank deals with highly rated counterparties and implements other measures such as holding collateral.

### 3. FINANCIAL RISK MANAGEMENT (continued)

#### (b) Liquidity risk

Liquidity risk is the risk that the Bank will encounter difficulty in meeting obligations from its financial liabilities.

##### *Management of liquidity risk*

The Group's approach to managing liquidity is to ensure, as far as possible, that it will always have sufficient liquidity to meet its liabilities when due, under both normal and stressed conditions, without incurring unacceptable losses or risking damage to the Group's reputation.

Treasury receives information from other business units regarding the liquidity profile of their financial assets and liabilities and details of other projected cash flows arising from projected future business. Treasury then maintains a portfolio of short-term liquid assets, largely made up of short-term liquid investment securities, loans and advances to banks and other inter-bank facilities, to ensure that sufficient liquidity is maintained within the Group as a whole.

The daily liquidity position is monitored, and regular liquidity stress testing is conducted under a variety of scenarios covering both normal and more severe market conditions. In addition to internally set liquidity buffers and trigger ratios, compliance with the regulatory framework is also monitored consistently. Liquidity management is regularly reviewed in order to ensure appropriate reactions to shifts in general conditions, and special importance is attached to diversification of liquidity resources. All liquidity policies and procedures are subject to review and approval by Board Risk & Finance Committee which also receives regular risk reports.

CO-OPHOLDINGS CO-OPERATIVE SOCIETY LIMITED AND SUBSIDIARIES  
NOTES TO THE CONSOLIDATED FINANCIAL STATEMENTS (continued)  
FOR THE YEAR ENDED 31 DECEMBER 2022

3. FINANCIAL RISK MANAGEMENT (continued)

(b) Liquidity risk (continued)

*Exposure to liquidity risk*

The table below analyses the Group's and Banks assets and liabilities into relevant groupings based on the remaining period at 31 December to the undiscounted contractual cash flows:

GROUP	Available immediately and up to 1 month KShs'000	1-3 months KShs'000	3-12 months KShs'000	1-5 years KShs'000	Over 5 years KShs'000	Total KShs'000
<b>31 December 2022 FINANCIAL ASSETS</b>						
Cash and balances with Central Bank of Kenya	25,326,976	2,779,312	-	-	-	28,106,288
Deposits and balances due from banks	8,494,680	1,489,099	-	-	-	9,983,779
Investment in financial instruments	5,009,072	3,352,367	8,146,422	78,483,915	158,133,699	253,125,475
Loans and advances to customers	10,244,146	10,829,632	34,579,522	165,992,147	253,171,299	474,816,746
<b>Total undiscounted financial assets</b>	<b>49,074,874</b>	<b>18,450,410</b>	<b>42,725,944</b>	<b>244,476,062</b>	<b>411,304,998</b>	<b>766,032,288</b>
<b>FINANCIAL LIABILITIES</b>						
Deposits and balances due to banks	1,087,501	-	-	-	-	1,087,501
Customers' deposits	318,933,072	57,425,599	47,874,106	2,063,336	-	426,296,113
Loans and borrowings	2,813,967	-	4,615,757	20,751,160	24,815,559	52,996,443
Lease liability	79,246	156,948	808,987	1,215,363	1,448,892	3,709,436
Other liabilities	7,292,749	-	14,265,609	-	-	21,558,358
<b>Total undiscounted financial liabilities</b>	<b>330,206,535</b>	<b>57,582,547</b>	<b>67,564,459</b>	<b>24,029,859</b>	<b>26,264,451</b>	<b>505,647,851</b>
<b>Net liquidity gap at 31 December 2022</b>	<b>(281,131,661)</b>	<b>(39,132,137)</b>	<b>(24,838,515)</b>	<b>220,446,203</b>	<b>385,040,547</b>	<b>260,384,437</b>
Liabilities not recognised in statement of financial position (note 48)	3,444,430	15,591,516	20,930,455	1,799,652	26,088	41,792,141

CO-OPHOLDINGS CO-OPERATIVE SOCIETY LIMITED AND SUBSIDIARIES  
NOTES TO THE CONSOLIDATED FINANCIAL STATEMENTS (continued)  
FOR THE YEAR ENDED 31 DECEMBER 2022

3. FINANCIAL RISK MANAGEMENT (continued)

(b) Liquidity risk (continued)

*Exposure to liquidity risk (continued)*

GROUP	Available immediately and up to 1 month KShs'000	1-3 months KShs'000	3-12 months KShs'000	1-5 years KShs'000	Over 5 years KShs'000	Total KShs'000
<b>31 December 2021</b>						
<b>FINANCIAL ASSETS</b>						
Cash and balances with Central Bank of Kenya	14,116,308	-	-	-	-	14,116,308
Deposits and balances due from banks	6,731,206	1,804,767	-	-	-	8,535,973
Investment in financial instruments	2,017,923	59,346,460	20,227,818	67,631,980	156,199,472	305,423,653
Loans and advances to customers	7,506,684	7,326,507	18,090,866	202,678,331	257,451,303	493,053,692
<b>Total undiscounted financial assets</b>	<b>30,372,121</b>	<b>68,477,735</b>	<b>38,318,684</b>	<b>270,310,311</b>	<b>413,650,775</b>	<b>821,129,627</b>
<b>FINANCIAL LIABILITIES</b>						
Deposits and balances due to banks	792,102	-	-	-	-	792,102
Customers' deposits	306,449,493	69,929,787	32,877,067	-	-	409,256,346
Loans and borrowings	48,679	11,865	81,528	12,190,371	35,539,523	47,871,967
Lease liability	108,923	220,149	1,006,225	3,052,414	466,509	4,854,220
Other liabilities	5,157,153	-	23,312,410	-	-	28,469,563
<b>Total undiscounted financial liabilities</b>	<b>312,556,349</b>	<b>70,161,802</b>	<b>57,277,229</b>	<b>15,242,785</b>	<b>36,006,032</b>	<b>491,244,197</b>
<b>Net liquidity gap at 31 December 2021</b>	<b>(282,184,228)</b>	<b>(1,684,067)</b>	<b>(18,958,545)</b>	<b>255,067,525</b>	<b>377,644,743</b>	<b>329,885,429</b>
Liabilities not recognised in statement of financial position (note 47(a))	1,110,883	6,974,649	30,696,305	1,443,180	-	40,225,017

3. FINANCIAL RISK MANAGEMENT (continued)

(b) Market risk

Market risk is the risk that changes in market prices, such as interest rates, equity prices, and foreign exchange rates will affect the Group's income or value of its holdings of financial instruments. The objective of market risk management is to manage and control market risk exposures within acceptable parameters, while optimising the return on risk.

*Management of market risk*

The Group separates its exposure to market risk between trading and non-trading portfolios. Trading portfolios are managed on a mark to market basis. Overall authority for market risk is vested in Asset and Liability Committee (ALCO). Risk Management Department is responsible for the development of detailed risk management policies and for the day to day review of their implementation.

*Exposure to market risk - trading portfolios*

The Group measures its market risk exposure for the trading portfolio through marking to market on a monthly basis.

*Exposure to interest rate risk - non- trading portfolios*

The principal risk to which held to maturity portfolios are exposed is the risk of loss from fluctuations in the future cash flows or fair values of financial instruments because of a change in market interest rates. Interest rate risk is managed principally through monitoring interest rate gaps and by having pre-approved limits for re-pricing bands to minimise the impact of movements in market interest rates on its net interest margin. Maturity gap analysis of assets and liabilities, whereby interest rate re-pricing based on time (periodic) buckets is used to measure potential income effects arising from interest rate changes. The Group critically evaluates overall risk and return profiles and objectives, including monitoring compliance through ALCO in conjunction with Risk Management Department for day-to-day activities.

The table below summarises the exposure to interest rate risks. Included in the table are the group's assets and liabilities at carrying amounts, categorised by the earlier of contractual re-pricing or maturity dates. The sensitivity computations assume that financial assets maintain a constant rate of return from one year to the next. The Group bases its sensitivity analysis on the interest sensitivity gap.

CO-OPHOLDINGS CO-OPERATIVE SOCIETY LIMITED AND SUBSIDIARIES  
NOTES TO THE CONSOLIDATED FINANCIAL STATEMENTS (continued)  
FOR THE YEAR ENDED 31 DECEMBER 2022

3. FINANCIAL RISK MANAGEMENT (continued)

(c) Market risk (continued)

(i) Exposure to interest rate risk (Continued)

GROUP 31 December 2022	Available immediately and up to 1 month KShs'000	1-3 months KShs'000	3-12 months KShs'000	1-5 years KShs'000	Over 5 years KShs'000	Non- interest bearing	Total KShs'000
<b>ASSETS</b>							
Cash and balances with Central Bank of Kenya	368,800	-	-	-	-	27,737,488	28,106,288
Deposits and balances due from banks	8,741,285	976,139	-	-	-	266,355	9,983,779
Investment in financial instruments	4,959,477	3,254,725	7,685,304	60,419,702	98,833,562	-	175,152,770
Loans and advances to customers	10,333,127	10,096,183	32,625,925	127,886,810	158,447,994	-	339,390,039
<b>Total assets</b>	<b>24,402,689</b>	<b>14,327,047</b>	<b>40,311,229</b>	<b>188,306,512</b>	<b>257,281,556</b>	<b>28,003,843</b>	<b>552,632,876</b>
<b>LIABILITIES</b>							
Deposits and balances due to banks	1,087,501	-	-	-	-	-	1,087,501
Customers' deposits	73,167,300	56,716,641	47,767,923	1,834,076	-	244,316,728	423,802,668
Loans and borrowings	2,605,419	18,220	2,451,578	10,896,185	11,170,670	20,960,000	48,102,072
Lease liabilities	77,354	154,484	720,268	1,140,208	1,098,902	-	3,191,216
<b>Total liabilities</b>	<b>76,937,574</b>	<b>56,889,345</b>	<b>50,939,769</b>	<b>13,870,469</b>	<b>12,269,572</b>	<b>265,276,728</b>	<b>476,183,457</b>
<b>Interest sensitivity gap</b>	<b>(52,534,885)</b>	<b>(42,562,298)</b>	<b>(10,628,540)</b>	<b>174,436,043</b>	<b>245,011,984</b>	<b>(237,272,885)</b>	<b>76,449,419</b>

CO-OPHOLDINGS CO-OPERATIVE SOCIETY LIMITED AND SUBSIDIARIES  
NOTES TO THE CONSOLIDATED FINANCIAL STATEMENTS (continued)  
FOR THE YEAR ENDED 31 DECEMBER 2022

3. FINANCIAL RISK MANAGEMENT (continued)

(c) Market risk (continued)

(i) Exposure to interest rate risk (Continued)

GROUP 31 December 2021	Available immediately and up to 1 month KShs'000	1-3 months KShs'000	3-12 months KShs'000	1-5 years KShs'000	Over 5 years KShs'000	Non- interest bearing	Total KShs'000
<b>ASSETS</b>							
Cash and balances with Central Bank of Kenya	-	-	-	-	-	30,828,477	30,828,477
Deposits and balances due from banks	6,731,206	1,804,767	-	-	-	-	8,535,973
Investment in financial instruments	1,997,944	14,836,615	19,082,847	52,024,600	97,624,670	-	185,566,676
Loans and advances to customers	7,246,233	7,095,891	16,986,729	122,835,352	156,031,093	-	310,195,298
<b>Total assets</b>	<b>15,975,383</b>	<b>23,737,273</b>	<b>36,069,576</b>	<b>174,859,952</b>	<b>253,655,763</b>	<b>30,828,477</b>	<b>535,126,424</b>
<b>LIABILITIES</b>							
Deposits and balances due to banks	792,102	-	-	-	-	-	792,102
Customers' deposits	60,994,637	69,297,448	32,287,814	-	-	245,145,867	407,725,766
Loans and borrowings	48,437	11,690	79,153	10,600,323	11,215,018	20,960,000	42,914,621
Lease liabilities	108,347	216,693	975,119	2,632,526	353,684	-	4,286,369
<b>Total liabilities</b>	<b>61,943,523</b>	<b>69,525,831</b>	<b>33,342,086</b>	<b>13,232,849</b>	<b>11,568,702</b>	<b>266,105,867</b>	<b>455,718,858</b>
<b>Interest sensitivity gap</b>	<b>(45,968,140)</b>	<b>(45,788,558)</b>	<b>2,727,490</b>	<b>161,627,103</b>	<b>242,087,061</b>	<b>(235,277,390)</b>	<b>79,407,566</b>

CO-OPHOLDINGS CO-OPERATIVE SOCIETY LIMITED AND SUBSIDIARIES  
NOTES TO THE CONSOLIDATED FINANCIAL STATEMENTS (continued)  
FOR THE YEAR ENDED 31 DECEMBER 2022

3. FINANCIAL RISK MANAGEMENT (continued)

(c) Market risk (continued)

(i) Exposure to interest rate risk (Continued)

*Interest rate risk sensitivity analysis*

With all other variables held constant, the effect of 1% increase or decrease in interest rates on financial assets and liabilities on the group profit before tax and equity would be as follows:

ASSETS	2022 Carrying amount KShs'000	1% increase	1% decrease	2021 Carrying amount KShs'000	1% increase	1% decrease
Deposits and balances due from banks	9,983,779	99,838	(99,838)	8,535,973	85,360	(85,360)
Loans and advances to customers	339,390,039	3,393,900	(3,393,900)	310,195,297	3,101,953	(3,101,953)
		3,493,738	(3,493,738)		3,187,313	(3,187,313)
<b>LIABILITIES &amp; EQUITY</b>						
Deposits and balances due to banks	1,087,501	(10,875)	10,875	792,102	(7,921)	7,921
Customers' deposits	179,485,940	(1,794,859)	1,794,859	162,579,898	(1,625,799)	1,625,799
Lease liabilities	3,191,216	(31,912)	31,912	4,286,368	(42,864)	42,864
Loans and borrowings	27,142,072	(271,421)	271,421	21,954,622	(219,546)	219,546
		(2,109,067)	2,109,067		(1,896,130)	1,896,130
Effect on profit before tax		1,384,671	(1,384,671)		1,291,183	(1,291,183)
As percentage of profit before tax (%)		4.71%	(4.71%)		5.70%	(5.70%)
Effect on profit for the year		969,270	(969,270)		903,828	(903,828)
Debt instruments at fair value through other comprehensive income	99,963,950	999,640	(999,640)	107,837,175	1,078,372	(1,078,372)
Effect on equity		1,968,909	(1,968,909)		1,982,200	(1,982,200)
As percentage of equity (%)		1.83%	(1.83%)		1.98%	(1.98%)

CO-OPHOLDINGS CO-OPERATIVE SOCIETY LIMITED AND SUBSIDIARIES  
NOTES TO THE CONSOLIDATED FINANCIAL STATEMENTS (continued)  
FOR THE YEAR ENDED 31 DECEMBER 2022

3. FINANCIAL RISK MANAGEMENT (continued)

(c) Market risk (continued)

(ii) Exposure to currency risk

Currency risk is the potential for losses as a result of adverse exchange rate movements during a period in which the group has an open position, either spot or forward, or a combination of the two, in an individual foreign currency. Currently, the Group operates in 13 foreign currencies (namely USD, GBP, JPY, CHF, AUD, CAD, SEK, NOK, DKK, INR, ZAR, EUR and AED), but USD is the most significant exposure. The Group strives to minimize the potential impact of movements in exchange rates on its risk bearing capacity by having currency position and stop loss limits. The key risk indicators which are used pro-actively to manage and monitor foreign exchange risk are also developed.

The table below summarises foreign currency exposure to the Group as at close of period.

GROUP

CURRENCY TYPE EXCHANGE RATE 31-Dec-22	USD KShs`000	GBP KShs`000	EURO KShs`000	JPY KShs`000	CHF KShs`000	ZAR KShs`000	OTHERS KShs`000	TOTAL KShs`000
Foreign Currency Assets:								
Cash and balances with banks abroad	24,961,367	314,140	2,455,078	44,913	62,274	36,992	141,816	28,016,580
Loan and advances	29,637,202	93,031	111,576	-	-	-	-	29,841,809
Other foreign assets	3,807,851	30,676	-	-	-	-	-	3,838,527
<b>Total statement of financial position items</b>	<b>58,406,420</b>	<b>437,847</b>	<b>2,566,654</b>	<b>44,913</b>	<b>62,274</b>	<b>36,992</b>	<b>141,816</b>	<b>61,696,916</b>
Items not recognized in statement of financial position*	53,039,420	85,314	5,953,669	23,070	-	-	273,012	59,374,485
<b>Total Foreign assets</b>	<b>111,445,840</b>	<b>523,161</b>	<b>8,520,323</b>	<b>67,983</b>	<b>62,274</b>	<b>36,992</b>	<b>414,828</b>	<b>121,071,401</b>
Foreign Currency Liabilities:								
Deposits	26,447,124	474,540	1,289,293	67,017	5,528	1,295	1,069	28,285,866
Loan and advances	16,631,635	-	3,937,959	-	-	-	-	20,569,594
Other foreign liabilities	5,253,503	9,489	14,975	-	-	-	1,817	5,279,784
<b>Total statement of financial position items</b>	<b>48,332,262</b>	<b>484,029</b>	<b>5,242,227</b>	<b>67,017</b>	<b>5,528</b>	<b>1,295</b>	<b>2,886</b>	<b>54,135,244</b>
Items not recognized in statement of financial position*	66,382,291	85,415	3,261,418	-	46,715	38,307	291,963	70,106,109
<b>Total Foreign liabilities</b>	<b>114,714,553</b>	<b>569,444</b>	<b>8,503,645</b>	<b>67,017</b>	<b>52,243</b>	<b>39,602</b>	<b>294,849</b>	<b>124,241,353</b>
<b>Net Exposure at 31 December 2022</b>	<b>(3,268,713)</b>	<b>(46,283)</b>	<b>16,678</b>	<b>966</b>	<b>10,031</b>	<b>(2,610)</b>	<b>119,979</b>	<b>(3,169,952)</b>

\* This comprises of the letters of credits, guarantees, forwards and swaps

CO-OPHOLDINGS CO-OPERATIVE SOCIETY LIMITED AND SUBSIDIARIES  
NOTES TO THE CONSOLIDATED FINANCIAL STATEMENTS (continued)  
FOR THE YEAR ENDED 31 DECEMBER 2022

3. FINANCIAL RISK MANAGEMENT (continued)

(c) Market risk (continued)

(ii) Exposure to currency risk (Continued)

GROUP	USD 113.1412 KShs`000	GBP 152.0538 KShs`000	EURO 127.9932 KShs`000	JPY 0.983024 KShs`000	CHF 123.8207 KShs`000	ZAR 7.1133 KShs`000	OTHERS KShs`000	TOTAL KShs`000
CURRENCY TYPE EXCHANGE RATE 31-Dec-21								
Foreign Currency Assets:								
Cash and balances with banks abroad	28,980,985	917,851	1,852,472	63,180	50,922	43,522	515,694	32,424,626
Loan and advances	25,070,235	124,539	21,397	-	-	-	-	25,216,171
Other foreign assets	2,394,667	35,582	76,651	-	-	-	2,216	2,509,116
<b>Total statement of financial position items</b>	<b>56,445,887</b>	<b>1,077,972</b>	<b>1,950,520</b>	<b>63,180</b>	<b>50,922</b>	<b>43,522</b>	<b>517,910</b>	<b>60,149,913</b>
Items not recognized in statement of financial position*	27,408,468	828,275	3,239,140	-	-	-	281,514	31,757,397
<b>Total Foreign assets</b>	<b>83,854,355</b>	<b>1,906,247</b>	<b>5,189,660</b>	<b>63,180</b>	<b>50,922</b>	<b>43,522</b>	<b>799,424</b>	<b>91,907,310</b>
Foreign Currency Liabilities:								
Deposits	23,442,028	1,051,407	2,332,367	71,386	6,810	997	1,984	26,906,979
Loan and advances	19,635,693	-	-	-	-	-	-	19,635,693
Other foreign liabilities	4,266,560	12,385	(272,253)	-	-	-	1,278	4,007,970
<b>Total statement of financial position items</b>	<b>47,344,281</b>	<b>1,063,792</b>	<b>2,060,114</b>	<b>71,386</b>	<b>6,810</b>	<b>997</b>	<b>3,262</b>	<b>50,550,642</b>
Items not recognized in statement of financial position*	37,238,881	836,742	3,040,498	-	-	45,169	787,011	41,948,301
<b>Total Foreign liabilities</b>	<b>84,583,162</b>	<b>1,900,534</b>	<b>5,100,612</b>	<b>71,386</b>	<b>6,810</b>	<b>46,166</b>	<b>790,273</b>	<b>92,498,943</b>
<b>Net Exposure at 31 December 2021</b>	<b>(728,807)</b>	<b>5,713</b>	<b>89,048</b>	<b>(8,206)</b>	<b>44,112</b>	<b>(2,644)</b>	<b>9,151</b>	<b>(591,633)</b>

\* This comprises of the letters of credits, guarantees, forwards and swaps

CO-OPHOLDINGS CO-OPERATIVE SOCIETY LIMITED AND SUBSIDIARIES  
NOTES TO THE CONSOLIDATED FINANCIAL STATEMENTS (continued)  
FOR THE YEAR ENDED 31 DECEMBER 2022

3. FINANCIAL RISK MANAGEMENT (continued)

(c) Market risk (continued)

(ii) Exposure to currency risk (continued)

*Currency risk sensitivity analysis*

With all other variables held constant, the effect of 10% appreciation or depreciation of the shilling against major trading currencies on profit before tax and equity would be as follows: -

GROUP

	2022 Carrying amount KShs'000	10% appreciation	10% depreciation	2021 Carrying amount KShs'000	10% appreciation	10% depreciation
<b>Foreign Currency Assets:</b>						
USD	111,445,840	(11,144,584)	11,144,584	83,854,355	(8,385,436)	8,385,436
GBP	523,161	(52,316)	52,316	1,906,247	(190,625)	190,625
EURO	8,520,323	(852,032)	852,032	5,189,660	(518,966)	518,966
JPY	67,983	(6,798)	6,798	63,180	(6,318)	6,318
CHF	62,274	(6,227)	6,227	50,922	(5,092)	5,092
ZAR	36,992	(3,699)	3,699	43,522	(4,352)	4,352
Other currencies	415,150	(41,515)	41,515	799,424	(79,942)	79,942
		<u>(12,107,172)</u>	<u>12,107,172</u>		<u>(9,190,731)</u>	<u>9,190,731</u>
<b>Foreign currency liabilities</b>						
USD	114,714,553	11,471,455	(11,471,455)	84,583,162	8,458,316	(8,458,316)
GBP	569,444	56,944	(56,944)	1,900,534	190,053	(190,053)
EURO	8,503,645	850,365	(850,365)	5,100,612	510,061	(510,061)
JPY	67,017	6,702	(6,702)	71,386	7,139	(7,139)
CHF	52,243	5,224	(5,224)	6,810	681	(681)
ZAR	39,602	3,960	(3,960)	46,166	4,617	(4,617)
Other currencies	294,849	29,485	(29,485)	790,273	79,027	(79,027)
		<u>12,424,135</u>	<u>(12,424,135)</u>		<u>9,249,894</u>	<u>(9,249,894)</u>
<b>Effect on profit before tax</b>		<u>316,964</u>	<u>(316,964)</u>		<u>59,163</u>	<u>(59,163)</u>
<b>As percentage (%) of profit before tax</b>		1.08%	(1.08%)		0.26%	(0.26%)
<b>Effect on equity (profit after tax)</b>		<u>221,874</u>	<u>(221,874)</u>		<u>41,414</u>	<u>(41,414)</u>
<b>As percentage (%) of equity</b>		<u>0.21%</u>	<u>(0.21%)</u>		<u>0.04%</u>	<u>(0.04%)</u>

### 3. FINANCIAL RISK MANAGEMENT (continued)

#### (d) Operational risk

Operational risk is the risk of direct or indirect loss arising from a wide variety of causes associated with the Group's processes, personnel, technology and infrastructure, and from external factors other than credit, market and liquidity risks such as those arising from legal and regulatory requirements and generally accepted standards of corporate behaviour. Operational risks arise from all of the Group's operations and are faced by all business units.

The Group's objective is to manage operational risk so as to balance the avoidance of financial losses and damage to the Group's reputation with overall cost effectiveness and to avoid control procedures that restrict initiative and creativity.

The primary responsibility for the development and implementation of controls to address operational risk is assigned to senior management within each business unit. This responsibility is supported by the development of overall Group standards for the management of operational risk in the following areas:

- (i) requirements for appropriate segregation of duties, including the independent authorisation of transactions
- (ii) requirements for the reconciliation and monitoring of transactions
- (iii) compliance with regulatory and other legal requirements
- (iv) documentation of controls and procedures
- (v) requirements for the yearly assessment of operational risks faced, and the adequacy of controls and procedures to address the risks identified
- (vi) requirements for the reporting of operational losses and proposed remedial action
- (vii) development of contingency plans
- (viii) training and professional development
- (ix) ethical and business standards
- (x) risk mitigation, including insurance where this is effective

Compliance with Group standards is supported by a programme of regular reviews undertaken by both the Internal Audit and Compliance departments. The results of Internal Audit reviews are discussed with the management of the business unit to which they relate, with summaries submitted to the Board Audit Committee and senior management of the Group.

Risk Management is charged with the role of overall planning, coordination, and monitoring of operational risk from a centralized operational risk management department. The department is responsible for collecting and collating all data on operational risk loss events, risk indicators, and developing risk matrices aimed at reducing the Group's Operational Risk Capital Charge.

#### 4. CAPITAL MANAGEMENT

The Group's policy is to maintain a strong capital base so as to maintain investor, creditor and market confidence and to sustain future development of the business. The impact of the level of capital on shareholders' return is also recognised and the Group recognises the need to maintain a balance between the higher returns that might be possible with greater gearing and the advantages and security afforded by a sound capital position. The Group has complied with all externally imposed capital requirements throughout the year.

##### Capital Allocation

The allocation of capital between specific operations and activities is, to a large extent, driven by optimisation of the return achieved on the capital allocated. The amount of capital allocated to each operation or activity is based primarily upon the regulatory capital, but in some cases the regulatory requirements do not reflect fully the varying degree of risk associated with different activities. In such cases the capital requirements may be flexed to reflect differing risk profiles, subject to the overall level of capital to support a particular operation or activity not falling below the minimum required for regulatory purposes.

The process of allocating capital to specific operations and activities is undertaken independently of those responsible for the operation, by Group Risk and Group Credit, and is subject to review by the Group Credit Committee or ALCO as appropriate. Although maximisation of the return on risk-adjusted capital is the principal basis used in determining how capital is allocated within the Group to particular operations or activities, it is not the sole basis used for decision-making. Account also taken of synergies with other operations and activities, the availability of management and other resources, and the fit of the activity with the Group's longer-term strategic objectives. The Group's policies in respect of capital management and allocation are reviewed regularly by the Board of Directors.

**5. FAIR VALUE OF ASSETS AND LIABILITIES**

**(a) Determination of fair value and fair value hierarchy**

The Group uses the following hierarchy for determining and disclosing the fair value of assets and liabilities by valuation technique:

**Level 1** - Quoted prices (unadjusted) in active markets for identical assets or liabilities. This level includes treasury and corporate bonds listed in Nairobi Securities exchange (NSE).

**Level 2** - other techniques for which all inputs which have a significant effect on the recorded fair value are observable, either directly or indirectly; and

**Level 3** - inputs for the asset or liability that are not based on observable market data (unobservable inputs).

The following table shows an analysis of assets and liabilities recorded at fair value by level of the fair value hierarchy. This hierarchy requires the use of observable market data where available. The Group considers relevant and observable market prices in its valuations where possible:

<b>GROUP</b>				
<b>As at 31 December 2022</b>	<b>Level 1</b>	<b>Level 2</b>	<b>Level 3</b>	<b>Total</b>
	<b>KShs'000</b>	<b>KShs'000</b>	<b>KShs'000</b>	<b>KShs'000</b>
<b><u>Assets measured at fair value:</u></b>				
Free hold land and buildings	-	-	3,073,296	3,073,296
Debt instruments at FVOCI				
Treasury bonds	99,963,950	-	-	99,963,950
Equity instruments at FVOCI				
Unquoted equity instruments at FVOCI	-	-	313,157	313,157
Quoted equity instruments at FVOCI	75,700	-	-	75,700
Derivatives	-	206,725	-	206,725
Loans and advances				
Directors and staff loans	-	6,217,201	-	6,217,201
<b><u>Assets for which fair values are disclosed (note 6b)</u></b>				
Debt Instruments at Amortised cost				
Treasury bonds	64,778,832	-	-	64,778,832
Treasury bills	8,538,307	-	-	8,538,307
Corporate bonds	-	1,482,824	-	1,482,824
<b><u>Liabilities for which fair values are disclosed (note 6b)</u></b>				
Loans and borrowings	-	1,625,699	-	1,625,699
<b>As at 31 December 2021</b>				
<b><u>Assets measured at fair value:</u></b>				
Free hold land and buildings	-	-	3,139,309	3,139,309
Debt instruments at FVOCI				
Treasury bonds	107,837,175	-	-	107,837,175
Equity instruments at FVOCI				
Unquoted equity instruments at FVOCI	-	-	309,038	309,038
Quoted equity instruments at FVOCI	86,895	-	-	86,895
Derivatives	-	199,765	-	199,765
Loans and advances				
Directors and staff loans	-	2,898,478	-	2,898,478

CO-OPHOLDINGS CO-OPERATIVE SOCIETY LIMITED AND SUBSIDIARIES  
NOTES TO THE CONSOLIDATED FINANCIAL STATEMENTS (continued)  
FOR THE YEAR ENDED 31 DECEMBER 2022

**5. FAIR VALUE OF ASSETS AND LIABILITIES (Continued)**

**(a) Determination of fair value and fair value hierarchy (continued)**

**GROUP (Continued)**

As at 31 December 2021	Level 1 KShs'000	Level 2 KShs'000	Level 3 KShs'000	Total KShs'000
<b><u>Assets for which fair values are disclosed (note 6b)</u></b>				
Debt Instruments at Amortised cost				
Treasury bonds	46,510,452	-	-	46,510,452
Treasury bills	29,713,442	-	-	29,713,442
Corporate bonds		1,305,843	-	1,305,843
<b><u>Liabilities for which fair values are disclosed (note 6b)</u></b>				
Loans and borrowings	-	2,209,628	-	2,209,628

**BANK**

**As at 31 December 2022**

**Assets measured at fair value:**

Free hold land and buildings	-	-	2,307,300	2,307,300
Debt instruments at FVOCI				
Treasury bonds	83,381,239	-	-	83,381,239
Equity instruments at FVOCI				
Unquoted equity instruments at FVOCI	-	-	313,157	313,157
Derivatives	-	206,725	-	206,725
Loans and advances				
Directors and staff loans	-	6,217,201	-	6,217,201

**Assets for which fair values are disclosed (note 6b)**

Debt Instruments at Amortised cost				
Treasury bonds	57,195,536	-	-	57,195,536
Treasury bills	8,538,307	-	-	8,538,307
Corporate bonds	-	1,482,824	-	1,482,824
<b><u>Liabilities for which fair values are disclosed (note 6b)</u></b>				
Loans and borrowings	-	1,625,699	-	1,625,699

**As at 31 December 2021**

**Assets measured at fair value:**

Free hold land and buildings	-	-	2,348,700	2,348,700
Debt instruments at FVOCI				
Treasury bonds	84,481,110	-	-	84,481,110
Equity instruments at FVOCI				
Unquoted equity instruments at FVOCI	-	-	309,038	309,038
Derivatives	-	199,765	-	199,765
Loans and advances				
Directors and staff loans	-	2,898,478	-	2,898,478

**5. FAIR VALUE OF ASSETS AND LIABILITIES (Continued)**

**(a) Determination of fair value and fair value hierarchy (continued)**

**BANK (Continued)**

As at 31 December 2021	Level 1 KShs'000	Level 2 KShs'000	Level 3 KShs'000	Total KShs'000
<b>Assets for which fair values are disclosed (note 5b)</b>				
Debt Instruments at Amortised cost				
Treasury bonds	46,215,895	-	-	46,215,895
Treasury bills	29,713,442	-	-	29,713,442
Corporate bonds	-	1,305,843	-	1,305,843
<b>Liabilities for which fair values are disclosed (note 5b)</b>				
Loans and borrowings	-	2,209,628	-	2,209,628

The transfers between levels 1 and 2 in the year are disclosed on note 6(e).

**(b) Fair value of financial assets and liabilities not carried at fair value**

The table below summarises the carrying amounts and fair values of those financial assets and liabilities not presented on the Group's and Company's statement of financial position at their fair value, other than those with carrying amounts that are reasonable approximation of fair values.

	2022		2021	
GROUP	Carrying amount	Fair value	Carrying amount	Fair value
	KShs'000	KShs'000	KShs'000	KShs'000
<b>Financial assets:</b>				
Amortised cost				
Treasury bonds and bills	<u>73,317,138</u>	<u>63,893,949</u>	<u>76,223,893</u>	<u>72,914,838</u>
<b>Financial liabilities:</b>				
Loans and borrowings				
Fixed-rates borrowings	<u>1,625,745</u>	<u>1,486,063</u>	<u>815,843</u>	<u>684,231</u>
<b>BANK</b>				
<b>Financial assets:</b>				
Amortised cost				
Treasury bonds and bills	<u>65,733,842</u>	<u>56,496,271</u>	<u>75,929,336</u>	<u>72,627,663</u>
<b>Financial liabilities:</b>				
Loans and borrowings				
Fixed-rates borrowings	<u>1,625,745</u>	<u>1,486,063</u>	<u>815,843</u>	<u>684,231</u>

The following describes the methodologies and assumptions used to determine fair values for those financial instruments which are not already recorded at fair value in the financial statements:

- (i) **Assets for which fair value approximates carrying amounts**  
For financial assets and financial liabilities that have a short-term maturity (less than three months) it is assumed that the carrying amounts approximate to their fair value. This assumption is also applied to inter-bank placements, demand deposits, and savings accounts without a specific maturity and treasury bills at amortised cost (previously, held to maturity).
- (ii) **Government securities**  
Government debt securities include both long-term treasury bonds and short-term treasury bills with fixed rate interest payments. These instruments are generally highly liquid and traded in active markets resulting in a Level 1 classification. When active market prices are not available, the Group uses discounted cash flow models with observable market inputs of similar instruments and bond prices to estimate the fair value in which instances the Group classifies those securities as Level 2. The Group does not have Level 3 government securities where valuation inputs would be unobservable.

**5. FAIR VALUE OF ASSETS AND LIABILITIES (Continued)**

**(c) Fair value of financial assets and liabilities not carried at fair value (continued)**

**(iii) Debt securities issued by financial institutions and other debt securities**

These include corporate bonds which are standard fixed rate securities. The Group uses active market prices when available, or other observable inputs in discounted cash flow models to estimate the corresponding fair value. Corporate bonds are generally Level 2 instruments.

**(iv) Foreign exchange contracts**

Foreign exchange contracts include foreign exchange forward and swap contracts. These instruments are valued by either observable foreign exchange rates, observable or calculated forward points and option valuation models. With the exception of contracts where a directly observable rate is available which are disclosed as Level 1, the Group classifies foreign exchange contracts as Level 2 financial instruments when no unobservable inputs are used for their valuation or the unobservable inputs used are not significant to the measurement (as a whole).

**(v) Loans and borrowings**

The estimated fair value of fixed interest-bearing loans is based on discounted cash flows using prevailing money-market interest rates for debts with similar credit risk and maturity.

**(d) Description of significant unobservable inputs to valuation**

The significant unobservable inputs used in the fair value measurements categorised within level 3 of the fair value hierarchy, are as shown below

Asset	Valuation Technique	Significant unobservable inputs	Range (Weighted Average)	Sensitivity of the input to fair value
Free hold land and building	DCF method	Estimated rental value per s.q.m. per month	KShs 30	+/-1% (2021: +/-1%) = Fair value change of +/- KShs 23million (2021: 23million)
		Rent growth p.a.	3%	
		Long-term vacancy rate	5%	
		Discount rate	5%	
Unquoted-equity instruments	DCF method	Long term growth rate	5%	+/-1% (2021: +/-1%) = Fair value change of +/- KShs 0.3million (2021: +/- Nil)
		Discount rate (WACC)	15%	

CO-OPHOLDINGS CO-OPERATIVE SOCIETY LIMITED AND SUBSIDIARIES  
NOTES TO THE CONSOLIDATED FINANCIAL STATEMENTS (continued)  
FOR THE YEAR ENDED 31 DECEMBER 2022

5. FAIR VALUE OF ASSETS AND LIABILITIES (Continued)

(e) Transfers between Level 1 and Level 2

There were no transfers between Level 1 & 2 in the year (2020: NIL)

(f) Reconciliation of fair value measurement of unquoted equity instruments classified as FVOCI

	Group and Bank	
	2022 KShs'000	2021 KShs'000
At 1 January	309,038	308,095
Purchase	-	-
Remeasurement recognised through OCI	4,119	943
At December	<u>313,157</u>	<u>309,038</u>

6. CASH AND BANK BALANCES

	Group 2022 KShs'000	2021 KShs'000	Society 2022 KShs'000	2021 KShs'000
Cash on hand	9,011,795	9,043,810	-	-
Central Bank of Kenya:				
Restricted balances (Cash Reserve Ratio)	17,788,081	16,983,327	-	-
Unrestricted balances available for use by the Group	(271,155)	2,786,066	8,178	3,920
Central Bank of South Sudan	<u>1,612,374</u>	<u>2,064,427</u>	<u>-</u>	<u>-</u>
	28,141,095	30,877,630	8,178	3,920
Less: Allowance for credit losses	<u>(34,807)</u>	<u>(49,153)</u>	<u>-</u>	<u>-</u>
	<u>28,106,288</u>	<u>30,828,477</u>	<u>8,178</u>	<u>3,920</u>

The Cash Reserve Ratio are restricted deposits with the Central Bank of Kenya and Bank of South Sudan and represents mandatory reserve deposits and are not available for use in the Bank's day-to-day operations. The deposits are non-interest earning and are based on the value of deposits as adjusted by Central Bank of Kenya requirements. At 31 December 2022, the Cash Reserve Ratio requirement on all deposits was 4.25% (2021- 4.25%) for Kenya and 20.0% (2021-20%) for South Sudan. The allowance for credit losses relates to deposits held by Bank of South Sudan.

7. DEPOSITS AND BALANCES DUE FROM BANKS

	Group 2022 KShs'000	2021 KShs'000
Local banks	6,971,954	1,903,958
Foreign banks	<u>3,027,128</u>	<u>6,651,711</u>
	9,999,082	8,555,669
Less: Allowance for credit losses	<u>(15,303)</u>	<u>(19,696)</u>
	<u>9,983,779</u>	<u>8,535,973</u>

The weighted average effective interest rate on deposits and balances due from banks as at 31 December 2022 was 1.47% (2021 - 1.75%).

CO-OPHOLDINGS CO-OPERATIVE SOCIETY LIMITED AND SUBSIDIARIES  
NOTES TO THE CONSOLIDATED FINANCIAL STATEMENTS (continued)  
FOR THE YEAR ENDED 31 DECEMBER 2022

8. FINANCIAL INVESTMENTS OTHER THAN THOSE MEASURED AT FVPL

DEBT INSTRUMENTS AT FAIR VALUE THROUGH OTHER COMPREHENSIVE INCOME

	Group 2022 KShs'000	2021 KShs'000
<b>Treasury Bonds:</b>		
Maturing within 91 days	-	-
Maturing after 91 days	<u>99,963,950</u>	<u>107,837,175</u>
	<u>99,963,950</u>	<u>107,837,175</u>

EQUITY INSTRUMENTS AT FAIR VALUE THROUGH OTHER COMPREHENSIVE INCOME

	Group 2022	2021
<b>Quoted equity investments: -</b>		
Nairobi Securities Exchange: -		
7,000,000 shares of KShs 14.65 each	47,460	56,000
CIC Insurance Group Ltd: -		
8,000,000 shares of KShs 3.80 each	12,640	17,680
<b>Unquoted equity Investments: -</b>	15,600	13,215
Consolidated Bank of Kenya Ltd: -		
135,000 ordinary shares of KShs 20 each	2,700	2,700
580,000 4% non-cumulative preference shares of KShs 20 each	1,562	1,562
Kenya National Federation of Co-operatives Ltd: -		
82 shares of KShs100 each	8	8
Kenya National Housing Co-operative Union Ltd: -		
1 share of KShs 1,000	1	1
Kenya Mortgage Finance Society: -		
2,000,000 shares of KShs 100 each	200,000	200,000
Menno Plaza Limited: -		
9,340 ordinary shares representing 12.39% ownership	<u>108,886</u>	<u>104,767</u>
	<u>388,857</u>	<u>395,933</u>
<b>Movement in the year for debt and equity</b>		
<b>Instrument through OCI</b>		
<b>At January 1</b>	108,233,108	64,116,488
Additions	12,150,399	42,191,234
Disposals and maturities	(11,144,405)	(20,144,035)
Reclassification from debt instruments at amortised cost	-	21,891,910
Expected credit loss	19,024	(386,953)
Change in fair value	<u>(8,605,319)</u>	<u>564,464</u>
<b>At December 31</b>	<u>100,352,807</u>	<u>108,233,108</u>

The weighted average effective interest rate on debt instruments at FVOCI as at 31 December 2022 was 11.89%.

The above unquoted instruments relate to investments in the banking sector co-operative movement. The unquoted equities are not actively traded and management does not intend to dispose them in the immediate future. The unquoted equity investments are placed under level 3 of fair value hierarchy. The valuation technique used is equity calculation based on EBTDA and market data. In assessing for the expected credit losses, the debt instruments at FVOCI were assessed to be of high-grade credit quality and classified under stage 1 category. The dividend income recognised in profit or loss from the equity instruments at FVOCI (Menno Plaza Limited) was Kshs. 1,022,971 (2021: Kshs.1,144,288).

CO-OPHOLDINGS CO-OPERATIVE SOCIETY LIMITED AND SUBSIDIARIES  
NOTES TO THE CONSOLIDATED FINANCIAL STATEMENTS (continued)  
FOR THE YEAR ENDED 31 DECEMBER 2022

9. DERIVATIVE FINANCIAL INSTRUMENTS

The table below shows the fair values of derivative financial instruments recorded as assets or liabilities together with their notional amounts. The notional amount, recorded gross, is the amount of a derivative's underlying asset and is the basis upon which changes in the value of derivatives are measured. The notional amounts indicate the volume of transactions outstanding at the year end and are indicative of neither the market risk nor the credit risk. These derivative financial instruments are measured at fair value through profit or loss.

	Group			
	2022		2021	
	KShs'000	KShs'000	KShs'000	KShs'000
	Notional value	Fair value of contracts: Asset/(Liability)	Notional value	Fair value of contracts: Asset/(Liability)
Forward exchange contracts	2,127,853	20,944	3,201,219	48,173
Swaps	11,013,287	185,781	11,919,552	151,592
	<u>13,141,140</u>	<u>206,725</u>	<u>15,120,771</u>	<u>199,765</u>

10. OTHER ASSETS

	Group	
	2022	2021
	KShs'000	KShs'000
Interest receivable	5,411,632	5,222,780
Items in the course of collection from other banks	325,425	41
Deposits with financial Institutions	233,771	233,771
Sundry debtors and prepayments	18,635,093	12,468,861
Staff loan amortisation	<u>6,217,201</u>	<u>2,898,478</u>
	30,823,122	20,823,931
Impairment losses on deposits with financial institutions	<u>(486,807)</u>	<u>11,623</u>
	<u>30,336,315</u>	<u>20,835,554</u>

The sundry debtors relates to various types of receivables of low values of which the Group consider it will not be useful to disclose individually.

CO-OPHOLDINGS CO-OPERATIVE SOCIETY LIMITED AND SUBSIDIARIES  
NOTES TO THE CONSOLIDATED FINANCIAL STATEMENTS (continued)  
FOR THE YEAR ENDED 31 DECEMBER 2022

11. LOANS AND ADVANCES TO CUSTOMERS

	Group	
	2022	2021
(a) Net loans and advances	KShs'000	KShs'000
Overdrafts	15,403,441	5,168,097
Commercial loans	341,801,090	317,498,581
Government/Donor funded loan schemes	704,924	448,496
Credit cards	823,273	666,605
Micro enterprises & SME	24,535,770	22,479,018
Gross loans and advances	383,268,498	346,260,797
Staff loans amortisation	(6,217,201)	(2,898,478)
	377,051,297	343,362,319
Allowance for expected credit losses (note 12 b)	(37,996,800)	(33,574,321)
Net loans and advances	339,054,497	309,787,998

	Group and Bank	
(a) The weighted average effective interest rates at 31 December were:	2022	2021
	%	%
Overdrafts	12.9	12.9
Commercial loans	12.9	12.9
Government/Donor funded loan schemes	12.5	8.5
Credit card balances	13	13

(b) Allowance for Expected Credit Losses  
Group

	Stage 1 KShs'000	Stage 2 KShs'000	Stage 3 KShs'000	Total KShs'000
At 1 January 2022	4,633,615	9,027,197	19,913,509	33,574,321
Expected credit loss	353,141	(4,896,980)	13,091,363	8,547,524
Write Back	65,041	-	-	65,041
Write off	-	-	(4,069,396)	(4,069,396)
Exchange difference on translation of a foreign operation	144,040	112,929	(377,659)	(120,690)
At 31 December 2022	5,195,837	4,243,146	28,557,817	37,996,800
At 1 January 2021	2,886,115	5,869,697	22,077,289	30,833,101
Expected credit loss	1,747,500	3,157,500	3,024,256	7,929,256
Interest on impaired loans recognised as income	-	-	(70,133)	(70,133)
ECL-Interest	-	-	(96,009)	(96,009)
Exchange difference on translation of a foreign operation	-	-	(576,817)	(576,817)
Write Back	-	-	(735,122)	(735,122)
Write off	-	-	(3,709,955)	(3,709,955)
At 31 December 2021	4,633,615	9,027,197	19,913,509	33,574,321

CO-OPHOLDINGS CO-OPERATIVE SOCIETY LIMITED AND SUBSIDIARIES  
NOTES TO THE CONSOLIDATED FINANCIAL STATEMENTS (continued)  
FOR THE YEAR ENDED 31 DECEMBER 2022

11. LOANS AND ADVANCES TO CUSTOMERS (continued)

(c) Allowance for Expected Credit Losses (continued)

GROUP

31 December 2022					Provisions for impairment			
Internal risk rating category	12-month ECL Stage 1 KShs'000	Lifetime ECL not credit impaired Stage 2 KShs'000	Lifetime ECL credit impaired Stage 3 KShs'000	Gross Carrying Amount KShs'000	12-month ECL Stage 1 KShs'000	Lifetime ECL not credit impaired Stage 2 KShs'000	Lifetime ECL credit impaired Stage 3 KShs'000	Total ECL KShs'000
Grade1	294,587,633	-	-	294,587,633	5,195,837	-	-	5,195,837
Grade2	-	36,481,803	-	36,481,803	-	4,243,146	-	4,243,146
Grade3	-	-	32,104,565	32,104,565	-	-	17,697,640	17,697,640
Grade4	-	-	18,463,520	18,463,520	-	-	8,893,659	8,893,659
Grade5	-	-	1,966,519	1,966,519	-	-	1,966,518	1,966,518
<b>Total</b>	<b>294,587,633</b>	<b>36,481,803</b>	<b>52,534,604</b>	<b>383,604,040</b>	<b>5,195,837</b>	<b>4,243,146</b>	<b>28,557,817</b>	<b>37,996,800</b>

31 December 2021					Provisions for impairment			
Internal risk rating category	12-month ECL Stage 1 KShs'000	Lifetime ECL not credit impaired Stage 2 KShs'000	Lifetime ECL credit impaired Stage 3 KShs'000	Gross Carrying Amount KShs'000	12-month ECL Stage 1 KShs'000	Lifetime ECL not credit impaired Stage 2 KShs'000	Lifetime ECL credit impaired Stage 3 KShs'000	Total ECL KShs'000
Grade1	265,936,409	-	-	265,936,409	4,986,320	-	-	4,986,320
Grade2	-	30,904,779	-	30,904,779	-	1,911,145	-	1,911,145
Grade3	-	-	26,796,093	26,796,093	-	-	13,142,705	13,142,705
Grade4	-	-	20,408,167	20,408,167	-	-	9,516,445	9,516,445
Grade5	-	-	2,622,648	2,622,648	-	-	4,017,706	4,017,706
<b>Total</b>	<b>265,936,409</b>	<b>30,904,779</b>	<b>49,826,908</b>	<b>346,668,095</b>	<b>4,986,320</b>	<b>1,911,145</b>	<b>26,676,856</b>	<b>33,574,321</b>

CO-OPHOLDINGS CO-OPERATIVE SOCIETY LIMITED AND SUBSIDIARIES  
NOTES TO THE CONSOLIDATED FINANCIAL STATEMENTS (continued)  
FOR THE YEAR ENDED 31 DECEMBER 2022

11. LOANS AND ADVANCES TO CUSTOMERS (continued)

(c) Allowance for Expected Credit losses (continued)

An analysis of changes in gross carrying amount and the corresponding ECL allowance in relation to Group loan portfolio is as follows:

Group	Stage 1 KShs'000	Stage 2 KShs'000	Stage 3 KShs'000	Total KShs'000
Gross carrying amount as at 1 January 2022	265,912,195	30,720,798	50,035,102	346,668,095
New financial assets originated or purchased	121,659,226	25,115,567	17,121,020	163,895,813
Financial assets that have been derecognised (excluding write-off)	(89,055,204)	(15,342,457)	(15,890,799)	(120,288,460)
Movement to Stage 1	2,670,620	(2,385,363)	(285,257)	-
Movement to Stage 2	(1,011,805)	1,492,380	(480,575)	-
Movement to Stage 3	(4,317,833)	(3,217,600)	7,535,433	-
Write offs	-	-	(4,069,397)	(4,069,397)
Other changes	(1,605,108)	98,478	(1,430,923)	(2,937,553)
31 December 2022	294,252,091	36,481,803	52,534,604	383,268,498
Impairment allowance as at 1 January 2022	5,645,050	1,942,494	25,986,777	33,574,321
New financial assets originated or purchased	4,098,103	4,441,267	6,755,699	15,295,070
Financial assets that have been derecognised (excluding write-off)	(1,440,580)	(953,563)	(3,950,530)	(6,344,674)
Movement to Stage 1	54,136	(48,657)	(5,479)	-
Movement to Stage 2	(257,398)	386,328	(128,930)	-
Movement to Stage 3	(2,174,069)	(1,165,710)	3,339,779	-
Impact on year end ECL of exposures transferred between stages during the year	-	-	50,498	50,498
Write offs	-	-	(4,069,397)	(4,069,397)
Other changes	(729,405)	(359,013)	579,400	(509,018)
31 December 2022	5,195,837	4,243,146	28,557,817	37,996,800
Net carrying Amount as at 31 December 2022	289,056,254	32,238,657	23,976,787	345,271,698
Group	Stage 1 KShs'000	Stage 2 KShs'000	Stage 3 KShs'000	Total KShs'000
Gross carrying amount as at 1 January 2021	238,087,697	25,936,384	58,828,325	322,852,406
New financial assets originated or purchased	138,573,875	8,756,272	2,236,806	149,566,953
Financial assets that have been derecognised (excluding write-off)	(108,968,239)	(9,848,637)	(11,680,597)	(130,497,473)
Movement to Stage 1	5,932,168	(3,681,513)	(2,250,655)	-
Movement to Stage 2	(8,155,821)	11,441,983	(3,286,162)	-
Movement to Stage 3	(1,474,267)	(7,515,155)	8,989,422	-
Restructures	1,916,782	5,631,464	1,300,156	8,848,402
Write off	-	-	(4,102,193)	(4,102,193)
31 December 2021	265,912,195	30,720,798	50,035,102	346,668,095

CO-OPHOLDINGS CO-OPERATIVE SOCIETY LIMITED AND SUBSIDIARIES  
NOTES TO THE CONSOLIDATED FINANCIAL STATEMENTS (continued)  
FOR THE YEAR ENDED 31 DECEMBER 2022

11. LOANS AND ADVANCES TO CUSTOMERS (continued)

(c) Allowance for Expected Credit Losses (continued)

Group (continued)	Stage 1 KShs'000	Stage 2 KShs'000	Stage 3 KShs'000	Total KShs'000
Impairment allowance as at 1 January 2021	2,943,245	5,848,553	21,440,654	30,232,452
New financial assets originated or purchased	7,321,364	4,062,998	1,524,448	12,908,810
Financial assets that have been derecognised (excluding write-off)	(1,140,637)	(4,360,569)	(238,549)	(5,739,755)
Movement to Stage 1	149,536	(12,025)	(137,511)	-
Movement to Stage 2	(164,224)	458,941	(294,717)	-
Movement to Stage 3	(18,321)	(502,495)	520,816	-
Impact on year end ECL of exposures transferred between stages during the year	(3,520,150)	(3,712,932)	7,233,082	-
ECL on restructures	74,237	160,023	40,747	275,007
Write off	-	-	(4,102,193)	(4,102,193)
31 December 2021	5,645,050	1,942,494	25,986,777	33,574,321
Net carrying Amount as at 31 December 2021	260,267,145	28,778,304	24,048,325	313,093,774

12. INVENTORY

	Group	
	2022 KShs'000	2021 KShs'000
Stocks on green coffee	78,243	84,821
Roasted coffee	3,227	2,418
Instant coffee	2,501	8,450
Percolators	5,989	5,420
Packaging	6,956	7,026
	<u>96,915</u>	<u>108,135</u>

The inventory is held by Kenya Co-operative Coffee Dealers Limited a subsidiary of Kenya Co-operative Coffee Exporters Limited. The Company is licensed by the Coffee Board of Kenya as a coffee Dealer, to value add and sell coffee locally and internationally.

During 2022, Kshs 198.37 Million (2021: Kshs 231.17 Million) relating to the cost of sales for inventory was recognised as an expense carried at net realisable value. This is recognised in other operating expenses at the Group level. There were no inventory write-downs recognised as an expense or reversals of previous write-downs.

CO-OPHOLDINGS CO-OPERATIVE SOCIETY LIMITED AND SUBSIDIARIES  
NOTES TO THE CONSOLIDATED FINANCIAL STATEMENTS (continued)  
FOR THE YEAR ENDED 31 DECEMBER 2022

13. DEBT INSTRUMENTS AT AMORTISED COST

	Group 2022 KShs'000	2021 KShs'000
<b>Government treasury bills:</b>		
Maturing within 91 days	5,964,643	16,834,559
Maturing after 91 days	2,573,664	12,878,883
<b>Treasury bonds:</b>		
Maturing within 91 days	3,854,814	-
Maturing after 91 days	60,924,018	46,510,451
<b>Corporate bonds:</b>		
Maturing within 91 days	-	-
Maturing after 91 days	1,482,824	1,305,843
	<b>74,799,963</b>	<b>77,529,736</b>
<b>Movement in the year:</b>		
At 1 January	77,529,735	98,901,544
Additions	62,013,190	54,149,469
Allowance for credit losses	1,369	73,592
Reclassification to FVOCI*	-	(21,891,910)
Maturities	(64,744,331)	(53,702,959)
<b>At December 31</b>	<b>74,799,963</b>	<b>77,529,736</b>

The weighted average effective interest rate on Debt instruments measured at amortised cost as at 31 December 2022 was 11.88%. In assessing for the expected credit losses, the debt instruments at amortised cost were assessed to be of high-grade credit quality and classified under stage 1 category.

\* Kingdom Bank (a subsidiary of the Group) which was acquired in 2020 changed its business model on managing the government securities initially held at amortized cost to allow for a more aggressive approach on the funds received from Central Bank of Kenya to be utilised for lending to customers on need basis, improve the liquidity position and revive the Bank.

14. INVESTMENT IN SUBSIDIARIES

The following subsidiaries are owned by the society.

	Ownership	Principal activity	2022 KShs'000	2021 KShs'000
The Co-operative Bank of Kenya Limited: 3,787,715,400 ordinary shares of KShs 1 each	64.56%	Banking	3,787,715	3,787,715
The Kenya Co-operative Coffee Exporters Limited: 6,800,000 (2021: 4,800,000) ordinary shares of KShs 100 each	91%	Coffee Marketing	680,000	480,000
			4,467,715	4,267,715
Less: Allowance for impairment losses			(280,000)	(280,000)
			<b>4,187,715</b>	<b>3,987,715</b>

The investment in the above subsidiaries is at cost. There was additional investment in Kenya Co-operative Coffee Exporters in the year 2022 of KShs 200 million. (2021: KShs 200 million). The investment in Kenya Co-operative Coffee Exporters was fully impaired in the year 2019 due to the history of losses.

The Co-operative Bank of Kenya acquired Kingdom Bank Limited (previously Jamii Bora Bank) in 2020 through purchase of 90% shareholding with the objective of accessing the SME market share. The audited financial statements for the year ended 31 December 2022 show that the Kingdom Bank made a profit after tax of KShs 915,989,827 (2021: KShs 519,759,764). On acquisition of Kingdom Bank Limited in 2020, there was recognition of Goodwill of KShs 3,294,000,000. The Group subjected the Goodwill to impairment test with no resultant impairment cost.

CO-OPHOLDINGS CO-OPERATIVE SOCIETY LIMITED AND SUBSIDIARIES  
NOTES TO THE CONSOLIDATED FINANCIAL STATEMENTS (continued)  
FOR THE YEAR ENDED 31 DECEMBER 2022

**15. INVESTMENTS IN ASSOCIATES**

The Group has 33.41% interest in Co-operative Insurance Society Limited which is the majority shareholder of CIC Insurance Group Limited. CIC Insurance Group Limited is a listed company at Nairobi Securities Exchange (NSE) and is incorporated in Kenya. The principal activity of the Company is insurance business and fund management. The fair value of the investment as at 31 December 2022 was KShs 1.27 billion.

The Group's Interest in Co-operative Insurance Society Limited is accounted for using the equity method in the consolidated financial statements.

The Bank's interest in Co-operative Insurance Society Limited is accounted for at cost in the separate financial statements.

Co-operative Bank of South Sudan owns 31% stake in CIC South Sudan. The interest in CIC South Sudan is accounted for using the equity method in the consolidated financial statements.

The Bank has a joint venture, Co-op Bank Fleet Africa Leasing Limited, with Super Group Limited to carry out leasing business. The terms of the joint venture are such that the Bank owns 25% shareholding with Super Group owning 75% shareholding with a 50:50 profit sharing arrangement.

	Group	
	2022 KShs'000	2021 KShs'000
At 1 January	2,146,675	1,967,532
Share of profit/(loss)	416,141	305,579
Other comprehensive income	(170,403)	(116,602)
Exchange difference on translation	90,890	(9,834)
Sale of shares	-	-
Investment in Co-op Bank Fleet Africa Leasing Limited	-	-
Dividends received	-	-
As at 31 December	<u>2,483,303</u>	<u>2,146,675</u>

CO-OPHOLDINGS CO-OPERATIVE SOCIETY LIMITED AND SUBSIDIARIES  
NOTES TO THE CONSOLIDATED FINANCIAL STATEMENTS (continued)  
FOR THE YEAR ENDED 31 DECEMBER 2022

15. INVESTMENTS IN ASSOCIATES (continued)

The following table illustrates summarized financial information of the Group's investment in associates:

	Co-operative Insurance Society Limited		CIC South Sudan Limited	
Statement of financial position:	2022 KShs'000	2021 KShs'000	2022 KShs'000	2021 KShs'000
Non-current assets	10,530,017	12,982,640	1,300,568	414,935
Current assets	36,185,327	28,275,721	60,301	1,050,271
	46,715,344	41,258,361	1,360,869	1,465,206
Current liabilities	(38,145,417)	(33,150,571)	(867,017)	(947,934)
Equity	8,569,927	8,107,790	493,852	517,272
Group's share in equity	2,863,180	2,708,782	153,094	160,355
Other adjustments	(379,878)	(562,107)	-	-
Group's carrying amount of the investment	2,483,303	2,146,675	153,094	160,355
Statement of comprehensive income:	2022 KShs'000	2021 KShs'000	2022 KShs'000	2021 KShs'000
Revenue	22,506,416	19,187,312	486,131	659,193
Operating and other expenses	(20,482,961)	(18,270,919)	(426,080)	(447,760)
Profit before tax	2,023,455	916,393	60,051	211,433
Income tax expense	(914,626)	(266,219)	-	-
Profit after tax	1,108,829	650,174	60,051	211,433
Other comprehensive income	(510,044)	(349,007)	86,674	(105,323)
Total comprehensive income for the year	598,785	301,167	146,725	106,110
Attributable to parent	580,019	249,185	-	-
Attributable to Non-controlling interest	18,766	51,982	-	-
	598,785	301,167	-	-
Group's share of comprehensive income	200,052	100,590	49,020	35,451
Split as follows				
Share of profit or loss	370,456	217,156	18,616	65,544
Share of OCI				
-Fair value gain of FVOCI investment	(204,850)	336	-	-
-Translation difference	1,027	(1,719)	-	-
-Revaluation gain of building	33,419	-	86,674	1,005
	(170,404)	(11,384)	86,674	1,005
	200,052	205,772	105,289	66,549

CO-OPHOLDINGS CO-OPERATIVE SOCIETY LIMITED AND SUBSIDIARIES  
NOTES TO THE CONSOLIDATED FINANCIAL STATEMENTS (continued)  
FOR THE YEAR ENDED 31 DECEMBER 2022

16. INTANGIBLE ASSETS - GROUP

	Computer software KShs'000	Business Rights KShs'000	Other intangible assets KShs'000	Work-in- progress KShs'000	Total KShs'000
<b>COST</b>					
At 1 January 2022	7,892,933	123,029	25,000	175,499	8,216,461
Additions	232,175	-	-	663,098	895,273
Transfers from WIP	389,670	-	-	(382,886)	6,784
Asset reclassification to PPE	-	-	-	(2,412)	(2,412)
Disposals	(5,371)	-	-	-	(5,371)
Exchange difference on translation	(535,248)	(59,576)	-	263,523	(331,301)
At 31 December 2022	<u>7,974,159</u>	<u>63,453</u>	<u>25,000</u>	<u>716,822</u>	<u>8,779,434</u>
<b>AMORTISATION</b>					
At 1 January 2022	5,52,191	123,029	-	-	5,675,220
Amortisation for the year	806,212	-	-	-	806,212
Disposals	(3,223)	-	-	-	(3,223)
Exchange difference on translation	(260,444)	(59,576)	-	-	(320,020)
At 31 December 2022	<u>6,094,736</u>	<u>63,453</u>	<u>-</u>	<u>-</u>	<u>6,418,633</u>
<b>NET CARRYING AMOUNT</b>					
At 31 December 2022	<u>1,879,423</u>	<u>-</u>	<u>25,000</u>	<u>716,822</u>	<u>2,621,245</u>
	Computer software KShs'000	Business rights KShs'000	Other intangible assets KShs'000	Work-in- progress KShs'000	Total KShs'000
<b>COST</b>					
At 1 January 2021	7,064,109	282,605	25,000	252,273	7,623,987
Additions	367,175	-	-	220,298	587,473
Transfers from WIP	195,454	-	-	(195,454)	-
Write off*	7,014	-	-	(101,618)	(94,604)
Exchange difference on translation	259,181	(159,576)	-	-	99,605
At 31 December 2021	<u>7,892,933</u>	<u>123,029</u>	<u>25,000</u>	<u>175,499</u>	<u>8,216,461</u>
<b>AMORTISATION</b>					
At 1 January 2021	4,516,281	282,605	-	-	4,798,886
Amortisation for the year	758,486	-	-	-	758,486
Exchange difference on translation	277,424	(159,576)	-	-	117,848
At 31 December 2021	<u>5,552,191</u>	<u>282,605</u>	<u>-</u>	<u>-</u>	<u>5,675,220</u>
<b>NET CARRYING AMOUNT</b>					
At 31 December 2021	<u>2,340,742</u>	<u>-</u>	<u>25,000</u>	<u>175,499</u>	<u>2,541,241</u>

Other intangible assets relate to trading rights by Kingdom Securities Limited to participate in trading at Nairobi Securities Exchange (NSE). The business rights relate to the costs incurred in negotiating a business arrangement with the Government of South Sudan for the Co-Operative Bank of South Sudan. Under the Joint Venture agreement with the Government of South Sudan, the Bank acquired certain rights that are identifiable e.g., business relationships with the government and co-operative movement.

Work-in-progress relates to partially paid and ongoing software projects not yet commissioned for use by the group.

CO-OPHOLDINGS CO-OPERATIVE SOCIETY LIMITED AND SUBSIDIARIES  
NOTES TO THE CONSOLIDATED FINANCIAL STATEMENTS (continued)  
FOR THE YEAR ENDED 31 DECEMBER 2022

**17. PREPAID LEASE RENTALS**

	Group and Bank 2022 KShs'000	2021 KShs'000
<b>COST</b>		
At 1 January 2022	<u>54,413</u>	<u>54,413</u>
<b>AMORTISATION:</b>		
At 1 January 2022	21,111	20,501
Charge for the year	<u>609</u>	<u>609</u>
At 31 December 2022	<u>21,720</u>	<u>21,110</u>
<b>NET CARRYING AMOUNT</b>		
At 31 December 2022	<u>32,693</u>	<u>33,303</u>

Prepaid lease rentals relate to the lease payments for leasehold land to the government. Amortization is done over the remaining lease period of the lease as at the time of purchase.

CO-OPHOLDINGS CO-OPERATIVE SOCIETY LIMITED AND SUBSIDIARIES  
NOTES TO THE CONSOLIDATED FINANCIAL STATEMENTS (continued)  
FOR THE YEAR ENDED 31 DECEMBER 2022

18. PROPERTY AND EQUIPMENT-GROUP

GROUP	Freehold land & buildings KShs'000	Capital work- in progress KShs'000	Fixtures KShs'000	Office machinery, furniture & equipment KShs'000	Motor vehicles KShs'000	Computers KShs'000	Total KShs'000
<b>COST/VALUATION</b>							
At 1 January 2022	3,115,073	466,884	7,955,045	3,258,080	143,428	8,318,906	23,257,416
Additions	-	639,048	212,372	219,680	12,416	365,824	1,449,341
Disposals	-	-	-	(36,369)	(13,252)	(77)	(49,698)
Revaluation	(41,400)	-	-	-	-	-	(41,400)
Transfers from WIP	-	(625,684)	261,514	7,570	-	356,600	-
Asset Reclassification	-	2,412	(1,770)	-	-	1,770	2,412
Asset Reclassification from intangible assets	-	(6,784)	-	-	-	-	(6,784)
Exchange difference on translation	(377)	(327,467)	1,833,892	(903,040)	(10,619)	(67,710)	524,679
Write off	-	-	(17,238)	-	-	125	(17,113)
<b>At 31 December 2022</b>	<b>3,073,296</b>	<b>148,409</b>	<b>10,243,815</b>	<b>2,545,921</b>	<b>131,973</b>	<b>8,975,438</b>	<b>25,118,852</b>
<b>ACCUMULATED DEPRECIATION</b>							
At 1 January 2022	207,582	-	7,067,938	2,572,154	106,389	6,913,605	16,867,668
Charge for the year	103,791	-	348,212	223,825	21,470	490,175	1,187,473
Disposals	-	-	-	(20,119)	(7,212)	(1,049)	(28,380)
Asset Reclassification	-	-	(1,051)	-	-	1,051	0
Asset Reclassification from intangible assets	(311,373)	-	-	-	-	-	(311,373)
Write off	-	-	(180)	-	-	-	(180)
Exchange difference on translation	-	-	1,442,772	(779,569)	(11,092)	(57,630)	594,481
<b>At 31 December 2022</b>	<b>-</b>	<b>-</b>	<b>8,857,691</b>	<b>1,996,291</b>	<b>109,555</b>	<b>7,346,152</b>	<b>18,309,689</b>
<b>NET CARRYING AMOUNT</b>							
<b>At 31 December 2022</b>	<b>3,073,296</b>	<b>148,409</b>	<b>1,386,124</b>	<b>549,630</b>	<b>22,418</b>	<b>1,629,286</b>	<b>6,809,163</b>

- (i) Capital work-in-progress represents ongoing construction work at the various branches of the Group.
- (ii) Land and Buildings were revalued on open market value basis by professional valuers (Miligan Valuers, Hallmark Valuers and Crystal Valuers) as at 31 December 2022. The resulting surplus on revaluation was adjusted to book values of the properties and credited to revaluation reserve. If land and building were measured using the cost model, the net carrying amount would have been KShs 3,073,296,409 (2021: KShs 3,032,908,852)
- (iii) Freehold land and buildings are revalued every three years. Freehold land and buildings include an amount of KShs 255,290,830 (2021- KShs 255,290,830) against which no depreciation has been charged, as these are pieces of land.
- (iv) No depreciation has been charged in arriving at the results for the year in respect of certain fully depreciated property and equipment with a cost of KShs 11,572,320,532 (2021- KShs 11,572,320,532), which are still in use. If depreciation had been charged during the year on the cost of these assets at normal rates, it would have amounted to KShs 1,904,189,526 (2021 - KShs 1,904,189,526).
- (v) The Group has not pledged any item of property, plant and equipment as security as at 31 December 2022 (31 December 2021: Nil)
- (vi) The write offs in PPE & Intangibles relate to abandoned projects during the year. Their book values were written off through the statement of Profit or Loss.

CO-OPHOLDINGS CO-OPERATIVE SOCIETY LIMITED AND SUBSIDIARIES  
NOTES TO THE CONSOLIDATED FINANCIAL STATEMENTS (continued)  
FOR THE YEAR ENDED 31 DECEMBER 2022

18. PROPERTY AND EQUIPMENT-GROUP (continued)

	Freehold land & buildings KShs'000	Capital work- in progress KShs'000	Fixtures KShs'000	Office machinery, furniture & equipment KShs'000	Motor vehicles KShs'000	Computers KShs'000	Total KShs'000
<b>COST/VALUATION</b>							
At 1 January 2021	3,139,309	590,766	9,357,535	3,411,287	206,646	8,200,450	24,905,993
Additions	-	47,986	288,245	63,541	6,417	221,049	627,239
Disposals	-	-	(22,285)	(157,570)	(10,940)	(27,052)	(217,847)
Revaluation	(22,700)	-	-	-	-	-	(22,700)
Transfers from WIP	-	(266,469)	149,275	1,892	-	115,302	-
Asset reclassification	-	-	12,784	(12,784)	-	-	-
Asset reclassification from intangible assets	-	94,601	-	-	-	-	94,601
Exchange difference on translation	(1,536)	-	(1,830,509)	-	(53,767)	(185,965)	(2,071,777)
Write off	-	-	-	-	-	125	125
<b>At 31 December 2021</b>	<b>3,115,073</b>	<b>466,884</b>	<b>7,955,045</b>	<b>3,306,366</b>	<b>148,357</b>	<b>8,323,909</b>	<b>23,315,634</b>
<b>ACCUMULATED DEPRECIATION</b>							
At 1 January 2021	103,791	-	7,781,290	2,408,539	120,448	6,527,987	16,942,055
Charge for the year	103,791	-	426,390	344,992	33,438	583,809	1,492,419
Disposals	-	-	(18,285)	(137,795)	(8,651)	(27,027)	(191,758)
Write off	-	-	11,822	(11,822)	-	-	-
Asset Reclassification	-	-	-	-	-	125	125
Exchange difference on translation	-	-	(1,073,032)	-	(36,495)	(167,719)	(1,277,246)
<b>At 31 December 2021</b>	<b>207,582</b>	<b>-</b>	<b>7,128,185</b>	<b>2,603,914</b>	<b>108,739</b>	<b>6,917,175</b>	<b>16,965,594</b>
<b>NET CARRYING AMOUNT</b>							
At 31 December 2021	2,907,491	466,884	826,860	702,453	39,617	1,406,734	6,350,039

(vii) Capital work-in-progress represents ongoing construction work at the various branches of the Group.

(viii) Land and Buildings were revalued on open market value basis by professional valuers (Reality Valuers, Mwaka, Musau Consultants and Solomon & Associates Co Ltd) as at 31 December 2019. The resulting surplus on revaluation was adjusted to book values of the properties and credited to revaluation reserve. If land and building were measured using the cost model, the net carrying amount would have been KShs 3,032,908,852 (2020 - KShs 2,244,908,852)

(ix) Freehold land and buildings are revalued every three years. Freehold land and buildings include an amount of KShs 255,290,830 (2020 - KShs. 255,290,830) against which no depreciation has been charged, as these are pieces of land.

(x) No depreciation has been charged in arriving at the results for the year in respect of certain fully depreciated property and equipment with a cost of KShs 11,572,320,532 (2020- KShs 5,904,806,562), which are still in use. If depreciation had been charged during the year on the cost of these assets at normal rates, it would have amounted to KShs 1,904,189,526 (2020 - KShs 868,125,314).

(xi) The Group has not pledged any item of property, plant and equipment as security as at 31 December 2021 (31 December 2020: Nil)

(xii) The write offs in PPE & Intangibles relate to abandoned projects during the year. Their book values were written off through the statement of Profit or Loss.

CO-OPHOLDINGS CO-OPERATIVE SOCIETY LIMITED AND SUBSIDIARIES  
NOTES TO THE CONSOLIDATED FINANCIAL STATEMENTS (continued)  
FOR THE YEAR ENDED 31 DECEMBER 2022

19. LEASES

i) Right-of-use assets

	GROUP 2022			GROUP 2021		
	Buildings and Equipment KShs'000	Motor Vehicles KShs'000	Total KShs'000	Buildings and Equipment KShs'000	Motor Vehicles KShs'000	Total KShs'000
<b>COST</b>						
At 1 January	7,528,628	208,273	7,736,901	6,764,444	208,273	6,972,717
Additions	121,474	-	121,474	1,066,680	-	1,066,680
Acquisition of a subsidiary	-	-	-	-	-	-
Disposals	-	-	-	(35,304)	-	(35,304)
Retirement of lease	-	-	-	-	-	-
Exchange differences	(328,035)	-	(328,035)	(267,192)	-	(267,192)
<b>At 31 December</b>	<b>7,322,067</b>	<b>208,273</b>	<b>7,530,340</b>	<b>7,528,628</b>	<b>208,273</b>	<b>7,736,901</b>
<b>DEPRECIATION</b>						
At 1 January	3,647,476	108,950	3,756,426	2,534,293	56,917	2,591,210
Depreciation for the year	1,113,271	52,033	1,174,729	1,223,149	52,033	1,275,182
Disposals	-	-	-	(35,304)	-	-
Retired lease depreciation	-	-	-	-	-	-
Exchange differences	(45,749)	-	(45,749)	(84,953)	-	(84,953)
<b>At 31 December</b>	<b>4,695,598</b>	<b>160,983</b>	<b>4,885,406</b>	<b>3,47,476</b>	<b>108,950</b>	<b>3,756,426</b>
<b>NET CARRYING AMOUNT</b>						
At 31 December	2,597,644	47,290	2,644,934	3,881,152	99,323	3,980,475

ii) Lease liability

Set out below are the carrying amounts of lease liabilities (included in other liabilities in note 26) and the movements during the period:

	Group	
	2022 KShs'000	2021 KShs'000
As at 1 January	4,311,709	4,463,424
Additions/ modification	121,474	1,066,680
Accretion of interest	200,154	282,643
Payments	(1,336,372)	(1,490,747)
Translation difference	(89,258)	(10,291)
<b>As at 31 December</b>	<b>3,207,707</b>	<b>4,311,709</b>

The Group and Bank lease holdings include leased space where the bank's branches and subsidiaries conduct their business as well as twenty-three leased motor vehicles used by various departments and branches of the bank. The leased spaces have a tenor of six years while the motor vehicles have a tenor of four years. Some of the leases have termination or extension clauses. However, the lease contracts do not have a residual value guarantee. Some of the leases have escalations clauses after two years, which vary from contract to contract on the leases mentioned above.

CO-OPHOLDINGS CO-OPERATIVE SOCIETY LIMITED AND SUBSIDIARIES  
NOTES TO THE CONSOLIDATED FINANCIAL STATEMENTS (continued)  
FOR THE YEAR ENDED 31 DECEMBER 2022

20. DEFERRED TAX

The following table shows deferred tax recorded on the statement of financial position and changes recorded in the Income tax expense:

GROUP	Deferred tax assets KShs'000	2022 Through Profit or loss KShs'000	Through reserves KShs'000	Deferred tax assets KShs'000	2021 Through Profit or loss KShs'000	Through reserves KShs'000
Collective allowance for impairment disallowed for tax purposes	(4,983,437)	(511,445)		(4,471,992)	(863,125)	-
Revaluation surplus	549,418	-	80,992	468,426	-	(15,019)
Excess of tax wear and tear allowance over depreciation	(936,478)	42,564	-	(979,042)	(43,984)	-
Unrealised exchange gains	17,082	(195,621)	-	212,703	(81,404)	-
Right-of-use asset	(148,800)	(18,882)	-	(129,918)	(129,440)	-
Tax losses	(183,466)	(183,466)	-	-	-	-
Other temporary differences	(461,975)	59,652	-	(511,893)	(29,707)	-
<b>Deferred tax asset</b>	<b>(6,147,656)</b>	<b>(807,198)</b>	<b>80,992</b>	<b>(5,411,716)</b>	<b>(1,147,660)</b>	<b>(15,019)</b>
Collective allowance for impairment disallowed for tax purposes	(5,772)	10,362	-	(7,494)	2,823	-
Excess of tax wear and tear allowance over depreciation	(5,266)	(2,734)	-	18,889	40,004	-
Right of use asset	94,835	(133,717)	-	86,179	(65,820)	-
Other temporary differences	19,284	25,435	-	(45,905)	54,375	-
<b>Deferred tax liability</b>	<b>103,081</b>	<b>(100,654)</b>	<b>-</b>	<b>51,669</b>	<b>31,382</b>	<b>-</b>
<b>Net deferred tax asset</b>	<b>(6,044,575)</b>	<b>(907,852)</b>	<b>80,992</b>	<b>(5,360,047)</b>	<b>(1,116,278)</b>	<b>(15,019)</b>

CO-OPHOLDINGS CO-OPERATIVE SOCIETY LIMITED AND SUBSIDIARIES  
NOTES TO THE CONSOLIDATED FINANCIAL STATEMENTS (continued)  
FOR THE YEAR ENDED 31 DECEMBER 2022

**21. DEPOSITS AND BALANCES DUE TO BANKS**

	Group	
	2022	2021
	KShs'000	KShs'000
Payable within 30 days	250,571	77,426
Payable after 30 days but within 1 year	<u>836,930</u>	<u>714,676</u>
	<u><b>1,087,501</b></u>	<u><b>792,102</b></u>

The weighted average effective interest rate on deposits from other banks at 31 December 2022 was 1.15% (2021- 2.63%). These current accounts do not accrue any interest.

**22. CUSTOMER DEPOSITS**

	Group	
	2022	2021
	KShs'000	KShs'000
<b>(a) Deposit category</b>		
Call deposits	46,837,749	37,630,226
Fixed deposits	103,468,489	100,362,453
Transaction accounts	126,412,537	120,674,988
Savings accounts	22,763,493	22,333,090
Current accounts	121,369,264	124,412,776
Foreign currency deposits	<u>2,849,577</u>	<u>2,254,129</u>
	<u><b>423,701,109</b></u>	<u><b>407,667,662</b></u>
<b>(b) From government and parastatals: -</b>		
Payable on demand	32,157,603	44,220,336
Payable within 30 days	9,706,827	8,270,274
Payable after 30 days but within 1 year	<u>18,939,272</u>	<u>23,991,244</u>
	<u><b>60,803,702</b></u>	<u><b>76,481,853</b></u>
<b>From private sector and individuals: -</b>		
Payable on demand	221,716,000	203,798,533
Payable within 30 days	37,602,221	29,714,773
Payable after 30 days but within 1 year	<u>103,579,186</u>	<u>97,672,502</u>
	<u><b>362,897,407</b></u>	<u><b>331,185,808</b></u>
	<u><b>423,701,109</b></u>	<u><b>407,667,662</b></u>

Included in customers' deposits is an amount of KShs. 1,634 Million (2021- KShs 1,751 Million) that has been pledged to the Bank by customers as security for loans and advances. The weighted average effective interest rate on interest-bearing customer deposits as at 31 December was 3.37% (2021- 3.65%).

CO-OPHOLDINGS CO-OPERATIVE SOCIETY LIMITED AND SUBSIDIARIES  
NOTES TO THE CONSOLIDATED FINANCIAL STATEMENTS (continued)  
FOR THE YEAR ENDED 31 DECEMBER 2022

**23. LOANS AND BORROWINGS**

	Group	
	2022	2022
Long-term borrowing	KShs'000	KShs'000
Kenya Mortgage Refinance Company	467,450	541,362
International Finance Corporation (IFC)	15,546,497	17,935,183
AFD Microfinance & line of credit	1,158,249	1,668,184
Responsibility	-	75,036
EIB- East Africa	6,888,788	-
	<u>24,060,984</u>	<u>20,219,765</u>
Central Bank of Kenya	24,041,088	22,694,857
	<u>48,102,072</u>	<u>42,914,622</u>
<b>Movement in the year:</b>		
At 1 January	42,914,622	46,026,141
Additional loan disbursement	6,458,253	2,244,426
Central Bank REPO	823,480	-
Accrued interest	139,674	1,323,050
Loan Repayment	(4,881,479)	(5,429,388)
Foreign exchange difference	2,647,522	(1,249,607)
At 31 December	<u>48,102,072</u>	<u>42,914,622</u>

The long-term borrowings are loans received by the Bank for onward lending to customers in specific segments. The term for these loans is as described below: -

**European Investment Bank**

A loan agreement of equivalent to Euros 50 million was entered in November 2021 between the European Investment Bank and The Co-operative Bank of Kenya Limited. The loan was to be disbursed upon request for onward lending to eligible investment projects undertaken by private enterprises in Kenya. The loan is part of the East Africa Covid-19 Rapid Response Facility. The loan has a fixed interest rate of 10.301%. As at end of 2022, equivalent of Euros 50 Million had been disbursed to the bank.

**French Development Agency (AFD)**

The bank entered into agreement with AFD in 2011 for a credit facility at fixed rate of 3.25% to finance investments in the fields of sustainable energy (energy efficiency & renewable energy) projects. As at the end of year 2022, the amount disbursed to the bank was USD 35,710,169. The bank secured an additional credit facility of USD 50 Million in year 2016 and the first drawdown of USD 8 Million has already been disbursed.

## 23. LOANS AND BORROWINGS (continued)

### International Finance Corporation

In December 2015 the bank entered into agreement with IFC for a senior unsecured loan of USD 105 Million to finance the growth of SMEs portfolio, WOE's portfolio and affordable housing through expansion of mortgage & construction finance. The loan has an element of fixed and variable interest rate which is pegged to the LIBOR rate. The loan has a maturity period of 7 years and a 2-year grace period on principal repayment. As at the end of year 2022, the bank had received a drawdown of USD 105 Million.

In March 2019, the bank entered into agreement with IFC for a total loan of USD 150 Million. The loan is repayable in eleven equal instalments and will mature in December 2025. The loan was disbursed in two tranches, as at the end of year 2019, the bank had received a drawdown of USD 150 Million. In December 2020, the bank made a repayment of USD 75M of the loan.

In December 2020, the bank secured a long-term financing facility arranged by IFC amounting to USD 75 Million for on-lending to MSMEs. The syndicated loan was financed by IFC (USD 50,000,000), Eco-Business Fund S. A (USD 10,000,000) and SwedFund International AB (USD 15,000,000). The loan has a maturity period of 7 years and a 5-year grace period on principal repayment. As at the end of year 2022, the bank had received a drawdown of USD 75 Million.

### Kenya Mortgage Refinance Company Limited

In June 2021, the bank entered into agreement with Kenya Mortgage Refinance company for a credit facility at fixed rate of 5% to finance affordable housing mortgage loans. As at the end of year 2022, the amount disbursed to the bank was KES 549.79 Million.

### ResponsAbility

The ResponsAbility loan is denominated in United States American Dollars (USD). Its effective interest rate is 5.5% per annum. The loan matured during the year and was restructured for two (2) years after successful negotiations. The new terms commenced in January 2021 and the loan was repaid in full in November 2022. The unsecured loan was granted to Kingdom Bank Limited.

### Shelter Afrique

The Shelter Afrique loan is denominated in Kenya Shillings. Its effective interest rate is 13% per annum. The loan is guaranteed by 130% assignment of related mortgage book. The loan has been granted to Kingdom Bank Limited. The loan matured and was fully repaid during the year.

### Housing Finance Group

The loan is denominated in Kenya Shillings. Its effective interest rate is 14% per annum and a tenor of 4 years 4 months (52 months). The loan has been granted to Kingdom Bank Limited. The loan was taken over by the Co-operative Bank of Kenya Limited during the year. It has an effective interest rate of 13% and a tenor of 4 years 4 months (52 months). It is secured via legal charge over LR No: 1/859.

### Progression Africa

The loan is denominated in Kenya Shillings and United States American Dollars (USD) on fifty percent basis. Its effective interest rate is 9.5% and 3.5% per annum for the Kenya Shillings and United States American Dollars loan respectively. The loan had been granted to Kingdom Bank Limited. The loan matured and was fully repaid during the year.

### Central Bank of Kenya Borrowing

In 2020 Kingdom Bank Limited received additional support from the Central Bank of Kenya (CBK) of KShs 20.96 billion in exercise of its statutory mandate as regulator towards strengthening the liquidity position geared towards restoring eroded customer confidence in a bid to turnaround the entity back to profitability and stabilize the banking sector.

The amount is guaranteed by Co-operative Bank Kenya Limited and has an effective interest rate of zero.

It is repayable in 10 years with a moratorium of 3 years.

CO-OPHOLDINGS CO-OPERATIVE SOCIETY LIMITED AND SUBSIDIARIES  
NOTES TO THE CONSOLIDATED FINANCIAL STATEMENTS (continued)  
FOR THE YEAR ENDED 31 DECEMBER 2022

24 TAXATION

	Group	
	2022	2021
	KShs'000	KShs'000
<b>(a) Income Statement: -</b>		
Current tax at 30% on the taxable profit for the year (2021: 30%)	8,296,906	7,221,238
Under provision in previous year	-	-
Hyper-inflationary adjustment	-	-
Deferred tax (credit) / charge	<u>(907,851)</u>	<u>(1,116,278)</u>
<b>Income tax expense</b>	<b><u>7,389,055</u></b>	<b><u>6,104,960</u></b>
<b>(b) Statement of Financial Position: -</b>		
<b>Tax (Recoverable)/Payable</b>		
Balance brought forward	903,763	(666,502)
Under provision in previous year	-	-
Charge for the year	8,296,906	7,221,238
Paid during the year	<u>(9,531,523)</u>	<u>(5,650,973)</u>
	<b><u>(330,854)</u></b>	<b><u>903,763</u></b>
<b>(c) Reconciliation of tax expense to tax based on accounting profit: -</b>		
Accounting profit	<u>29,427,223</u>	<u>22,648,863</u>
Tax applicable rate at 30% (2021: 30%)	8,828,167	6,794,659
Share of profit in associate	124,842	91,674
Unrecognized deferred tax asset on tax loss	-	-
Hyper inflationary adjustments	1,293	(42,876)
Tax effect of items not eligible for tax	<u>(1,565,247)</u>	<u>(738,497)</u>
<b>Tax expense in the income statement</b>	<b><u>7,389,055</u></b>	<b><u>6,104,960</u></b>

The corporation tax rate applicable to the Bank, subsidiaries and associates is 30%.

Items not eligible for tax relates to items disallowed for purpose of calculating the income tax in accordance with the Income Tax Act. These mainly relates to donations, interest on infrastructure bonds.

The Society did not have taxable income as dividend income is exempt from taxation.

CO-OPHOLDINGS CO-OPERATIVE SOCIETY LIMITED AND SUBSIDIARIES  
NOTES TO THE CONSOLIDATED FINANCIAL STATEMENTS (continued)  
FOR THE YEAR ENDED 31 DECEMBER 2022

25. PROVISIONS	Group	
	2022 KShs'000	2021 KShs'000
Leave liability	<u>276,702</u>	<u>173,866</u>
Balance at 1 January	173,866	116,825
Movement through profit or loss	<u>102,836</u>	<u>57,041</u>
Balance at 31 December	<u>276,702</u>	<u>173,866</u>

This provision is for obligations in respect of annual leave entitlements not taken as at close of the period. The amount has been accrued at remuneration rates expected to apply when the obligation is settled.

26. OTHER LIABILITIES	Group		Society	
	2022 KShs'000	2021 KShs'000	2022 KShs'000	2021 KShs'000
Bills payable	6,053,611	6,197,983	-	-
Sundry creditors and accruals	<u>20,032,375</u>	<u>20,697,169</u>	<u>135,129</u>	<u>160,024</u>
	<u>26,085,986</u>	<u>26,895,152</u>	<u>135,129</u>	<u>160,024</u>

27. GOVERNMENT GRANTS	Group	
	2022 KShs'000	2021 KShs'000
At 1 January	406,465	424,941
Amortisation for the year	<u>(18,476)</u>	<u>(18,476)</u>
At 31 December	<u>387,989</u>	<u>406,465</u>

The grants relate to rehabilitation work on Co-operative House financed by USAID following the August 1998 bomb blast. The grant is amortised in line with the depreciation on the building. The grant is amortised for the same period of the building since it was part of the cost to reconstruct the building.

28. SHARE CAPITAL	Group and Society	
	2022 KShs'000	2021 KShs'000
Authorised: - An unlimited number of ordinary shares of KShs 1 each.		
Issued and fully paid: - 3,787,715,400 (2021: 3,787,715,400 ordinary shares of KShs 1 each)	<u>3,787,715</u>	<u>3,787,715</u>

29. SHARE PREMIUM

These reserves arose in 2008 when the Bank issued 557,242,300 new shares through an Initial Public Offering. The shares, with a par value of KShs 1 were issued at KShs 9.50. These reserves may be applied towards capital in the future.

	Group and Society	
	2022 KShs'000	2021 KShs'000
At 1 January	1,234,295	1,234,295
At 31 December	<u>1,234,295</u>	<u>1,234,295</u>

### 30. RESERVES

(a) **Revaluation reserve**

The revaluation reserve is used to record increases in the fair value of land and buildings and decreases to the extent that such decrease relates to an increase on the same asset previously recognised in equity. Revaluation reserves are not distributable.

(b) **Retained earnings**

This reserve includes accumulated profits over the years. The retained earnings are distributable to the shareholders.

(c) **Fair value reserve**

This comprises changes in fair value on debt instruments at fair value through other comprehensive income, excluding impairment losses, until the net investment is derecognised. This reserve is not distributable as it relates to unrealised fair value changes.

(d) **Statutory reserve**

Where impairment losses required by legislation or regulations exceed those computed under International Financial Reporting Standards (IFRS), the excess is recognised as a statutory reserve and accounted for as an appropriation of retained earnings. This reserve is not distributable.

For the year ended 31 December 2022, the Group and the Bank's allowance for expected credit losses calculated in line with IFRS 9 amounted to KShs 38.0 billion and KShs 34.89 billion (2021: KShs 33.57 billion and KShs 26.69 billion) respectively while the Group and the Bank's Statutory loan loss provisions amounted to KShs 67 million and Nil in 2022, (2021: KShs 624 million and KShs Nil) respectively.

The Bank's ECL allowance was more than the Statutory loan loss provisions resulting into a reversal of the statutory reserve previously held. The balance in the Group's statement of changes in equity relates to Co-operative Bank of South Sudan.

(e) **Foreign currency translation reserve**

The reserves represent exchange differences arising from translation of the net assets of the Group's foreign operations in the Co-operative Bank of South Sudan from their functional currency (South Sudan pounds), to the Group's presentation currency (Kenya shillings). These differences are recognised directly through other comprehensive income and accumulated in the foreign currency translation reserve in equity. The reserve is not available for distribution to the shareholders.

### 31. PROPOSED DIVIDENDS AND DIVIDENDS PER SHARE

	Group and Society	
	2022	2021
	KShs'000	KShs'000
Proposed dividends	<u>5,537,640</u>	<u>3,693,023</u>

- (a) Dividend per share is arrived at by dividing the total dividends by the weighted average number of shares in issue during the year.
- (b) Proposed dividends are accounted for as a separate component of equity at year end until they are ratified at an Annual General Meeting (AGM). At the AGM to approve year 2021 financial statements, a first and final dividend in respect of year 2022 of KShs 1.46 (2021 - KShs 97.5 cents) for every ordinary share of KShs 1 each will be proposed by the directors and is subject to approval by shareholders.
- (c) The Society recognized dividend receivable from the bank at KShs 1.50 (2021: KShs 1.00) for every ordinary share. Dividend payable in the society's books represent uncollected dividend by the shareholders.

CO-OPHOLDINGS CO-OPERATIVE SOCIETY LIMITED AND SUBSIDIARIES  
NOTES TO THE CONSOLIDATED FINANCIAL STATEMENTS (continued)  
FOR THE YEAR ENDED 31 DECEMBER 2022

32. INTEREST AND SIMILAR INCOME

	Group	
	2022	2021
	KShs'000	KShs'000
<i>Interest income calculated using the effective interest method</i>		
Loans and advances to customers	40,362,358	36,504,027
Debt instruments at amortised cost	8,258,669	7,209,174
Debt instruments at FVOCI	12,609,343	11,519,697
Deposits and balances due from other banks	<u>479,990</u>	<u>410,882</u>
	<b><u>61,710,360</u></b>	<b><u>55,643,780</u></b>

33. INTEREST AND SIMILAR EXPENSE

<i>Interest expense calculated using the effective interest method</i>		
Call deposits	2,812,291	2,665,219
Fixed deposits	8,641,896	7,658,966
Savings accounts	974,014	967,244
Current accounts	1,783,489	1,751,378
Deposits and balances due to banks	426,186	195,682
Lease obligations	200,154	281,592
Borrowed funds	<u>1,383,153</u>	<u>1,091,150</u>
	<b><u>16,221,183</u></b>	<b><u>14,611,231</u></b>

34. FEES AND COMMISSIONS

	Group	
	2022	2021
	KShs'000	KShs'000
Fees and commissions income	20,498,440	15,377,566
Fees and commissions expense	<u>(341,229)</u>	<u>(133,557)</u>
Net fees and commissions income	<b><u>20,157,211</u></b>	<b><u>15,244,009</u></b>

CO-OPHOLDINGS CO-OPERATIVE SOCIETY LIMITED AND SUBSIDIARIES  
NOTES TO THE CONSOLIDATED FINANCIAL STATEMENTS (continued)  
FOR THE YEAR ENDED 31 DECEMBER 2022

34. FEES AND COMMISSIONS (continued)

Disaggregated fees and commission information as at year end

31 December 2022	Banking services KShs'000	Advisory & training KShs'000	Banc assurance KShs'000	Investment management KShs'000	Brokerage KShs'000	Total KShs'000
<b>Fees and commission</b>						
<b>Income</b>						
Custodial	234,437	-	-	-	-	234,437
Share registration	31,532	-	-	-	-	31,532
Fund management	-	-	-	343,082	-	343,082
Brokerage	-	-	-	-	84,855	84,855
Consultancy	-	42,107	-	-	-	42,107
Training	-	57,820	-	-	-	57,820
Insurance agency	-	-	1,143,184	-	-	1,143,184
Ledger fees and service charges	1,362,825	-	-	-	-	1,362,825
Other fees & commissions	16,857,369	-	-	-	-	16,857,369
<b>Total revenue from contracts with customers</b>	<b>18,486,163</b>	<b>99,927</b>	<b>1,143,184</b>	<b>343,082</b>	<b>84,855</b>	<b>20,157,211</b>
<b>Timing of revenue recognition</b>						
Services transferred at a point in time	18,220,194	99,927	1,143,184	-	84,855	19,548,160
Services that are provided over time	265,969	-	-	343,082	-	609,051
<b>Total revenue from contracts with customers</b>	<b>18,486,163</b>	<b>99,927</b>	<b>1,143,184</b>	<b>343,082</b>	<b>84,855</b>	<b>20,157,211</b>
<b>31 December 2021</b>						
	Banking services KShs'000	Advisory & training KShs'000	Banc assurance KShs'000	Investment management KShs'000	Brokerage KShs'000	Total KShs'000
<b>Fees and commission</b>						
<b>Income</b>						
Custodial	178,576	-	-	-	-	178,576
Share registration	14,206	-	-	-	-	14,206
Fund management	-	-	-	268,269	-	268,269
Brokerage	-	-	-	-	57,868	57,868
Consultancy	-	37,298	-	-	-	37,298
Training	-	34,472	-	-	-	34,472
Insurance agency	-	-	999,116	-	-	999,116
Ledger fees and service charges	1,390,987	-	-	-	-	1,390,987
Other fees & commissions	12,263,217	-	-	-	-	12,263,307
<b>Total revenue from contracts with customers</b>	<b>13,846,986</b>	<b>71,770</b>	<b>999,116</b>	<b>268,269</b>	<b>57,868</b>	<b>15,244,009</b>
<b>Timing of revenue recognition</b>						
Services transferred at a point in time	13,654,204	71,770	999,116	-	57,868	14,782,958
Services that are provided over time	192,782	-	-	268,269	-	461,051
<b>Total revenue from contracts with customers</b>	<b>13,846,986</b>	<b>71,770</b>	<b>999,116</b>	<b>268,269</b>	<b>57,868</b>	<b>15,244,009</b>

CO-OPHOLDINGS CO-OPERATIVE SOCIETY LIMITED AND SUBSIDIARIES  
NOTES TO THE CONSOLIDATED FINANCIAL STATEMENTS (continued)  
FOR THE YEAR ENDED 31 DECEMBER 2022

35. NET TRADING INCOME

	Group	
	2022	2021
	KShs'000	KShs'000
Foreign exchange gain	4,717,290	2,849,297
	<u>4,717,290</u>	<u>2,849,297</u>

36 OTHER OPERATING INCOME

	Group		Society	
	2022	2021	2022	2021
	KShs'000	KShs'000	KShs'000	KShs'000
Gain on disposal of property and equipment	1,288	7,717	-	-
Dividend income	1,444	-	5,681,573	3,787,715
Rental income	131,043	132,784	-	-
Gain on sale of financial assets at Fair value	103,164	707,840	-	-
Sundry Income	693,327	1,252,149	-	-
	<u>930,266</u>	<u>2,100,490</u>	<u>5,681,573</u>	<u>3,787,715</u>

Dividends from associate and equity investments are recognised when the Group's right to receive payment is established.

Rental income is accounted for on a straight-line basis over the lease terms on ongoing leases and is recognised on a monthly basis when it falls due.

37 OTHER OPERATING EXPENSES

	Group		Society	
	2022	2021	2022	2021
	KShs'000	KShs'000	KShs'000	KShs'000
Staff costs (37(a))	14,804,555	13,350,970	-	-
Depreciation on property and equipment	1,187,473	1,485,985	-	-
Depreciation on Right of use assets	1,174,729	1,268,039	-	-
Rent and maintenance costs	888,039	1,009,559	-	-
Motor vehicle running & other equipment maintenance	2,341,958	2,098,138	-	-
Contribution to Deposit Protection Fund	661,114	565,621	-	-
Amortization of intangible assets	806,212	756,575	-	-
Amortization of leasehold land	610	609	-	-
Directors' emoluments	240,821	202,901	-	-
Other administrative expenses	9,346,305	8,004,908	-	-
Other operating expenses	1,849,216	1,279,234	98,108	92,195
	<u>33,301,032</u>	<u>30,022,539</u>	<u>98,108</u>	<u>92,195</u>

37. (a) EMPLOYEE COSTS

	Group	
	2022	2021
	KShs'000	KShs'000
Basic salaries	12,022,355	10,811,609
Allowances	448,105	419,423
Pension scheme contribution	-	-
-Statutory scheme	9,179	9,344
-Employee scheme	910,668	838,446
Medical expenses	674,983	602,220
Education and training	77,441	53,673
Others	661,824	616,255
	<u>14,804,555</u>	<u>13,350,970</u>

CO-OPHOLDINGS CO-OPERATIVE SOCIETY LIMITED AND SUBSIDIARIES  
NOTES TO THE CONSOLIDATED FINANCIAL STATEMENTS (continued)  
FOR THE YEAR ENDED 31 DECEMBER 2022

**38. BASIC AND DILUTED EARNINGS PER SHARE**

The calculation of basic earnings per share for the Group and the Bank is based on the year's profit attributable to equity holders of the parent and the weighted average number of ordinary shares outstanding during the year.

Diluted earnings per share is calculated by adjusting the weighted average number of ordinary shares outstanding to assume conversion of all dilutive potential ordinary shares. There were no potentially dilutive shares outstanding at the respective reporting dates, hence diluted earnings per share was the same as basic earnings per share.

The calculation of basic earnings per share for the Group and the Bank is based on the year's profit attributable to equity holders of the parent and the weighted average number of ordinary shares outstanding during the year.

	Group		Society	
	2022	2021	2022	2021
Profit for the year attributable to shareholders (KShs'000)	<u>14,126,210</u>	<u>11,112,233</u>	<u>5,583,489</u>	<u>3,698,620</u>
Weighted average number of ordinary shares for basic earnings per share ('000)	<u>3,787,715</u>	<u>3,787,715</u>	<u>3,787,715</u>	<u>3,787,715</u>
Weighted average number of ordinary shares for diluted earnings per share ('000)	<u>3,787,715</u>	<u>3,787,715</u>	<u>3,787,715</u>	<u>3,787,715</u>
Basic earnings per share (KShs)	<u>3.73</u>	<u>2.93</u>	<u>1.47</u>	<u>0.98</u>
Diluted earnings per share (KShs)	<u>3.73</u>	<u>2.93</u>	<u>1.47</u>	<u>0.98</u>

CO-OPHOLDINGS CO-OPERATIVE SOCIETY LIMITED AND SUBSIDIARIES  
NOTES TO THE CONSOLIDATED FINANCIAL STATEMENTS (continued)  
FOR THE YEAR ENDED 31 DECEMBER 2022

**39. CASH AND CASH EQUIVALENTS**

Cash and cash equivalents include in the cash flow statement comprise the following amounts: -

	Group		Society	
	2022	2021	2022	2021
	KShs'000	KShs'000	KShs'000	KShs'000
Cash on hand	9,011,686	9,043,810	-	-
Cash with Central Banks	19,129,408	21,833,819	-	-
Deposits and balances due from banking institutions	9,999,082	8,555,669	8,178	3,920
Items in the course of collection from other Banks	325,425	(667,838)	-	-
	38,465,601	38,765,460	8,178	3,920
Less: Restricted cash (CRR)	(17,788,081)	(16,983,327)	-	-
Cash and cash equivalents	<u>20,677,520</u>	<u>21,782,133</u>	<u>8,178</u>	<u>3,920</u>

**40. RELATED PARTY BALANCES AND TRANSACTIONS**

Parties are considered to be related if one party has the ability to control the other party or exercise significant influence over the other party in making financial or operational decisions.

**(a) Loans due from directors, employees and other related parties:-**

Balances outstanding at the close of year as advanced to directors, employees of Co-operative Bank of Kenya and other related parties in the ordinary course of business is as follows:

	Group	
	2022	2021
	KShs'000	KShs'000
Directors	188,332	349,618
Employees	12,204,327	11,827,617
Associates	6,490,964	7,360,551
	<u>18,883,623</u>	<u>19,537,786</u>
Interest income earned	<u>767,363</u>	<u>923,433</u>
Weighted average interest rate	<u>6%</u>	<u>6%</u>

The loans are secured by property and are repayable in less than 30 years. No impairment losses have been recorded against balances outstanding during the period and no specific allowance has been made for impairment losses on balances at period end (2021-Nil) as staff and directors are all active and currently in-service for the bank and recoveries are made directly through payroll.

All loan repayments are made through cash repayments.

The Loan advanced to CIC Limited, an associate of the Bank, had a carrying amount of KShs 4.3 billion. The loan has a tenor of 60 months with 1 principal bullet payment on the 60th month and interest payment after every 4 months.

The Group has granted a loan to Kingdom Securities Limited of KShs 45 million at the prevailing market rate of 13%. The terms of the facility are such that the facility is to be repaid in cash once the company's liquidity/capital has improved to above regulatory levels and the company is profitable. The loan is non-secured.

CO-OPHOLDINGS CO-OPERATIVE SOCIETY LIMITED AND SUBSIDIARIES  
NOTES TO THE CONSOLIDATED FINANCIAL STATEMENTS (continued)  
FOR THE YEAR ENDED 31 DECEMBER 2022

40. RELATED PARTY BALANCES AND TRANSACTIONS (continued)

(b) Deposits received from directors, employees and other related parties: -

Balances held at the close of year as received from directors, employees of the Group and other related parties in the ordinary course of business is as follows:

	2022 KShs'000	Group 2021 KShs'000
Directors and Employees (Key personnel)	<u>660,950</u>	<u>653,926</u>
Subsidiaries and Associate companies	<u>206,949</u>	<u>434,980</u>
Interest expensed	<u>29,621</u>	<u>52,578</u>
Weighted average interest rate	4.5%	4.8%

(c) Intercompany balances: -

The financial statements include the following balances due to the Co-operative Bank of Kenya Limited:

	2022 KShs'000	Group 2021 KShs'000
Delegate expenses	<u>11,279</u>	<u>8,734</u>

(d) Compensation of key management personnel: -

	2022 KShs'000	Group 2021 KShs'000
Non-executive directors		
Directors' emoluments:		
-Fees	220,626	184,907
-Others	<u>15,103</u>	<u>12,942</u>
	<u>235,729</u>	<u>197,849</u>
Executive director		
-Short-term employee benefits	140,711	130,700
-Post-employment benefits/bonus	<u>287,511</u>	<u>266,400</u>
	<u>428,222</u>	<u>397,100</u>
Senior Managers:		
-Short-term employee benefits	1,584,486	1,254,106
-Post-employment pension	147,227	133,092
-Termination benefits	<u>1,446</u>	<u>2,156</u>
	<u>1,733,159</u>	<u>1,389,354</u>

(e) Co-operative Bank Foundation:-

The Foundation is a registered trust established to assist bright needy students from the Co-operative movement in paying school fees. In 2022, KShs 134,980,164 (2021-KShs 157,472,620) was disbursed to the Foundation. At 31 December 2022, the Foundation held deposits of KShs 91,508,075 (2021-KShs 8,795,202) with the Bank.

(f) Co-operative Bank of Kenya Limited Staff Retirement Contribution Scheme: -

This is a defined contribution scheme and provides, under the rules of the scheme, retirement benefits for the staff of Co-operative Bank of Kenya Limited and its subsidiaries. The Group contributed KShs 912 million as at 31 December 2022 (2021- KShs 841 million). Under the terms of their appointment, Co-optrust Investment Services Limited, a subsidiary of the Bank, is responsible for the investment of funds.

CO-OPHOLDINGS CO-OPERATIVE SOCIETY LIMITED AND SUBSIDIARIES  
NOTES TO THE CONSOLIDATED FINANCIAL STATEMENTS (continued)  
FOR THE YEAR ENDED 31 DECEMBER 2022

**40. RELATED PARTY BALANCES AND TRANSACTIONS (continued) (continued)**

Transactions during the year are as highlighted below and were at similar terms and conditions as those offered to other customers:

	2022 KShs'000	2021 KShs'000
Rent paid to the scheme on leased property	<u>8,584</u>	<u>8,584</u>
Dividends paid on the Bank's ordinary shares	<u>53,167</u>	<u>53,167</u>

**41. ECL-OTHER FINANCIAL ASSETS**

**Group**

	2022 KShs'000	2021 KShs'000
<b>Credit loss expense</b>		
ECL- Local Bank balances	2,226	-
ECL-off balance sheet balances	253,530	58,783
ECL- Investments in Government securities	46,257	302,621
ECL- Sundry debtors	<u>137,044</u>	<u>180,460</u>
	<b>439,057</b>	<b>541,864</b>
<b>Credit loss write back</b>		
ECL- Local Bank balances	-	(1,186)
ECL-Foreign bank balances	-	(3)
ECL-off balance sheet balances	-	-
ECL- Sundry debtors	<u>-</u>	<u>-</u>
	<b>-</b>	<b>(1,189)</b>
<b>Net credit loss expense/ (write back)</b>	<b><u>439,057</u></b>	<b><u>540,675</u></b>

**42. PROFIT BEFORE TAX**

Profit before tax is stated after charging: -

	2022 KShs'000	Group 2021 KShs'000
Staff costs	14,804,555	13,350,970
Directors' emoluments:		
-Fees	225,718	189,959
-Others	15,103	12,942
Depreciation on property and equipment	1,187,473	1,485,985
Depreciation on Right of use assets	1,174,729	1,268,039
Amortisation of leasehold land	609	609
Amortisation of intangible assets	806,212	766,856
Auditors' remuneration	51,217	39,851
Impairment of loans and advances	8,676,735	7,932,922
Contribution to Deposit Protection Fund	661,114	565,621
Contribution to staff retirement benefit scheme	919,847	847,790
and after crediting: -		
Foreign exchange gains	4,717,291	2,849,297
Gain on disposal of property and equipment	1,288	7,717
Net rental income	<u>131,043</u>	<u>132,783</u>

CO-OPHOLDINGS CO-OPERATIVE SOCIETY LIMITED AND SUBSIDIARIES  
NOTES TO THE CONSOLIDATED FINANCIAL STATEMENTS (continued)  
FOR THE YEAR ENDED 31 DECEMBER 2022

43. COMPONENTS OF OTHER COMPREHENSIVE INCOME

Financial Assets at fair value through other comprehensive income	Group 2022 KShs'000	2021 KShs'000
Gains arising from debt instruments at FVOCI	(8,605,319)	3,235,832
Reclassification to profit or loss	-	(3,796,000)
Net movement on debt instruments at fair value through other comprehensive income	<u>(8,605,319)</u>	<u>(560,168)</u>
Gains arising from equity instruments at FVOCI	-	943

44. MATERIAL PARTLY OWNED SUBSIDIARY

The Co-operative Bank of Kenya Limited

The Society owns 64.56% shareholding in the Co-operative Bank of Kenya Limited and the remaining shares are listed at the Nairobi Stock Exchange. The Company offers banking services and is a commercial bank registered and regulated by the Central Bank of Kenya. One of the Bank's main subsidiaries is Co-operative Bank of South Sudan, which was registered in partnership with the Government of South Sudan which holds 49% of the ordinary shares while the Bank holds 51%. The subsidiary is based in South Sudan and offers banking services.

The financial statements of the Co-operative Bank of Kenya Limited are summarised below:-

Summarised statement of profit or loss and other comprehensive income: -

	2022 KShs'000	2021 KShs'000
Interest and other income	87,533,603	75,178,057
Interest and commission expenses	<u>(16,221,183)</u>	<u>(15,026,381)</u>
	71,312,420	60,151,676
Operating expenses	(42,416,825)	(37,808,392)
Profit before tax	<u>28,895,595</u>	<u>22,343,284</u>
Share of profit of an associate	416,141	305,579
Income tax expense	<u>(7,389,055)</u>	<u>(6,104,960)</u>
Profit for the year	21,922,681	16,543,903
Other comprehensive income	<u>(8,586,742)</u>	<u>(555,175)</u>
Total comprehensive income	<u>13,335,939</u>	<u>15,988,728</u>
Allocated to non-controlling interest	<u>4,429,275</u>	<u>5,666,776</u>

CO-OPHOLDINGS CO-OPERATIVE SOCIETY LIMITED AND SUBSIDIARIES  
NOTES TO THE CONSOLIDATED FINANCIAL STATEMENTS (continued)  
FOR THE YEAR ENDED 31 DECEMBER 2022

44. MATERIAL PARTLY OWNED SUBSIDIARY (CONTINUED)

Summarised statement of financial position: -

	2022 KShs'000	2021 KShs'000
Current assets	552,508,967	537,369,867
Non-current Assets	54,178,305	42,446,328
Liabilities	<u>(499,559,872)</u>	<u>(479,805,301)</u>
<b>Total equity</b>	<b><u>107,556,694</u></b>	<b><u>100,010,894</u></b>
Attributable to:-		
Equity holders of the parent	<u>71,475,195</u>	<u>65,658,120</u>
Accumulated non-controlling interests of the subsidiary	<u>36,081,499</u>	<u>34,352,774</u>

44. MATERIAL PARTLY OWNED SUBSIDIARY (continued)

**Hyperinflationary economy in South Sudan**

With effect from 2016, the South Sudanese economy is considered to be hyperinflationary in accordance with the criteria in International Accounting Standards (IAS) 29- *Financial Reporting in Hyperinflationary Economies*

IAS 29 requires that the financial statements of an entity whose functional currency is the currency of a hyperinflationary economy, shall be stated in terms of the measuring unit current at the end of the reporting period. The corresponding figures for the previous period and any information in respect of earlier periods shall also be stated in terms of the measuring unit current at the end of the reporting period. The management applied this standard to prepare the financial statements for the Co-operative Bank of South Sudan. The corresponding figures for the previous reporting period for Co-operative Bank of South Sudan were restated. However, the Group did not restate the corresponding figures on the consolidated financial statements as its not required to do so. Following the application of IAS 29, the subsidiary recorded a loss on net monetary position of KShs 116.1 million (2021: KShs 23.5 million). In the application of IAS 29, the Group used conversion coefficients derived from the consumer price index (CPI) in the Republic of South Sudan. CPIs and the corresponding conversion coefficients are presented below:

Year	CPI	Conversion factor
2016	2,799	1
2017	4,502	2.2
2018	6,503	1.4
2019	7,751	1.2
2020	14,549	1.9
2021	14,434	1.03
2022	12,961	0.93

CO-OPHOLDINGS CO-OPERATIVE SOCIETY LIMITED AND SUBSIDIARIES  
NOTES TO THE CONSOLIDATED FINANCIAL STATEMENTS (continued)  
FOR THE YEAR ENDED 31 DECEMBER 2022

**45. MATURITY ANALYSIS OF ASSETS AND LIABILITIES**

The Group presents its statement of financial position in order of liquidity. The table below shows an analysis of assets and liabilities analysed according to when they are expected to be recovered or settled.

	31 December 2022			31 December 2021		
	Within 12 months KShs'000	After 12 months KShs'000	Total KShs'000	Within 12 months KShs'000	After 12 months KShs'000	Total KShs'000
<b>ASSETS</b>						
Cash and balances with Central Banks	28,106,288	-	28,106,288	30,828,477	-	30,828,477
Deposits and balances due from banks	9,983,779	-	9,983,779	8,535,973	-	8,535,973
Investment in Financial Instruments	13,330,788	161,821,982	175,152,770	59,274,300	126,688,309	185,962,609
Loans and advances	54,792,565	284,261,932	339,054,497	87,422,678	222,365,320	309,787,998
Tax recoverable	-	330,854	330,854	-	-	-
Inventory	96,915	-	96,915	108,135	-	108,135
Deferred tax asset	-	6,044,575	6,044,575	-	5,360,047	5,360,047
Prepaid Lease Rentals	-	32,693	32,693	-	33,303	33,303
Other assets	1,414,061	29,128,979	30,543,040	-	20,835,554	20,835,554
Investment in associates	-	2,483,303	2,483,303	-	2,146,675	2,146,675
Property and equipment	-	6,809,163	6,809,163	-	6,350,039	6,350,039
Right of Use assets	-	2,644,934	2,644,934	-	3,980,475	3,980,475
Intangible assets	-	2,621,245	2,621,245	-	2,541,241	2,541,241
Good Will	-	3,294,000	3,294,000	-	3,294,000	3,294,000
<b>Total assets</b>	<b>107,724,396</b>	<b>499,473,660</b>	<b>607,198,056</b>	<b>186,169,563</b>	<b>393,594,963</b>	<b>579,764,526</b>
<b>LIABILITIES</b>						
Customer Deposits	392,590,348	31,110,761	423,701,109	405,928,870	1,738,792	407,667,662
Deposits and balances due to banks	1,087,501	-	1,087,501	792,102	-	792,102
Tax Payable	-	-	-	903,763	-	903,763
Provisions	-	276,702	276,702	-	173,866	173,866
Other Liabilities	26,085,986	-	26,085,986	26,895,152	-	26,895,152
Government grants	-	387,989	387,989	-	406,465	406,465
Loans and borrowings	4,658,485	43,443,587	48,102,072	139,057	42,775,565	42,914,622
Deferred tax liability	-	-	-	-	-	-
<b>Total liabilities</b>	<b>424,422,320</b>	<b>75,219,039</b>	<b>499,641,359</b>	<b>434,658,944</b>	<b>41,617,104</b>	<b>479,753,632</b>
<b>Net</b>	<b>(316,709,443)</b>	<b>424,266,140</b>	<b>107,556,697</b>	<b>(248,489,381)</b>	<b>351,977,859</b>	<b>100,010,894</b>

CO-OPHOLDINGS CO-OPERATIVE SOCIETY LIMITED AND SUBSIDIARIES  
NOTES TO THE CONSOLIDATED FINANCIAL STATEMENTS (continued)  
FOR THE YEAR ENDED 31 DECEMBER 2022

**46. OPERATING LEASE COMMITMENTS**

**As lessor:**

The total future minimum lease receivables due from tenants are as follows:

	Group 2022 KShs'000	2021 KShs'000
Within One year	189,218	129,703
Between 2 and 5 years	756,873	468,338
Over 5 years	<u>-</u>	<u>-</u>
	<b><u>946,091</u></b>	<b><u>598,041</u></b>

Leases are negotiated for an average term of six (6) years and rentals are reviewed every two (2) years.

**As lessee:**

The total future minimum lease payments due to third parties under non-cancellable operating leases are as follows:

	Group 2022 KShs'000	2021 KShs'000
Within one year	999,571	993,548
Between 2 and 5 years	2,190,115	2,607,644
Over 5 years	<u>131,407</u>	<u>572,431</u>
	<b><u>3,321,093</u></b>	<b><u>4,173,623</u></b>

Lease commitments relate to lease rentals payable by the group for its leasehold properties and are negotiated for an average term of six (6) years.

CO-OPHOLDINGS CO-OPERATIVE SOCIETY LIMITED AND SUBSIDIARIES  
NOTES TO THE CONSOLIDATED FINANCIAL STATEMENTS (continued)  
FOR THE YEAR ENDED 31 DECEMBER 2022

47. CONTINGENT LIABILITIES

	Group 2022 KShs'000	2021 KShs'000
(a) Financial guarantees, Letters of credit and other undrawn commitments		
Letters of credit	19,594,888	19,463,117
Guarantees	<u>23,197,253</u>	<u>21,339,952</u>
	<u>41,792,141</u>	<u>40,803,069</u>
Unutilised overdraft	4,185,425	886,937
Unutilised Credit Card	<u>444,364</u>	<u>123,961</u>
	<u>4,629,789</u>	<u>1,010,898</u>
<b>Gross Carrying Amount</b>	<b>46,421,930</b>	<b>41,813,967</b>
Allowance for credit losses	<u>(1,267,266)</u>	<u>(1,002,433)</u>
<b>Net Carrying Amount</b>	<b><u>45,154,664</u></b>	<b><u>40,811,534</u></b>

To meet the financial needs of customers, the Bank enters into various irrevocable commitments and contingent liabilities. These consist of financial guarantees, letters of credit and other commitments to lend. Even though these obligations may not be recognised on the statement of financial position, they contain credit risk and, therefore, form part of the overall risk of the Bank.

CO-OPHOLDINGS CO-OPERATIVE SOCIETY LIMITED AND SUBSIDIARIES  
NOTES TO THE CONSOLIDATED FINANCIAL STATEMENTS (continued)  
FOR THE YEAR ENDED 31 DECEMBER 2022

**47. CONTINGENT LIABILITIES (continued)**

**Guarantees** are documents written by the Bank to support performance by a customer to third parties. The bank will only be required to meet these obligations in case of the customer's default.

**Letters of credit** commit the Bank to make payment to third parties, on production of documents, which are subsequently reimbursed by customers.

An **acceptance** is an undertaking by the Bank to pay a bill of exchange on a customer. Most acceptances are presented and reimbursement by the customer is almost immediate.

**a) Impairment losses on financial guarantees, letters of credit and other undrawn commitments**

An analysis of changes in the outstanding exposures and the corresponding ECLs are, as follows:

**Letters of credit**

	Group and Bank Stage 1 KShs'000	Stage 2 KShs'000	Stage 3 KShs'000	Total KShs'000
<b>Gross carrying amount as at</b>				
1 January 2022	19,463,117	-	-	19,463,117
Disbursement	135,126,493	-	-	135,126,493
Repayment (excluding write-off)	(134,994,722)	-	-	(134,994,722)
Movement to Stage 1	-	-	-	-
Movement to Stage 2	-	-	-	-
Movement to Stage 3	-	-	-	-
<b>At 31 December 2022</b>	<b>19,594,888</b>	<b>-</b>	<b>-</b>	<b>19,594,888</b>
<b>ECL allowance as at 1 January 2022</b>	<b>395,173</b>	<b>-</b>	<b>-</b>	<b>395,173</b>
ECL on disbursements	235,123	-	-	235,123
ECL on Repayment (excluding write-off)	(229,191)	-	-	(229,191)
Movement to Stage 1	-	-	-	-
Movement to Stage 2	-	-	-	-
Movement to Stage 3	-	-	-	-
<b>At 31 December 2022</b>	<b>401,105</b>	<b>-</b>	<b>-</b>	<b>401,105</b>

CO-OPHOLDINGS CO-OPERATIVE SOCIETY LIMITED AND SUBSIDIARIES  
NOTES TO THE CONSOLIDATED FINANCIAL STATEMENTS (continued)  
FOR THE YEAR ENDED 31 DECEMBER 2022

47. CONTINGENT LIABILITIES (continued)

a) Impairment losses on financial guarantees, letters of credit and other undrawn commitments (continued)

Guarantees

	Stage 1 KShs'000	Stage 2 KShs'000	Stage 3 KShs'000	Total KShs'000
Gross carrying amount as at 1 January 2022	21,339,952	-	-	21,339,952
Disbursements	106,148,013	-	-	106,148,013
Repayment (excluding write-off)	(104,290,712)	-	-	(104,290,712)
Movement to Stage 1	-	-	-	-
Movement to Stage 2	-	-	-	-
Movement to Stage 3	-	-	-	-
At 31 December 2022	23,197,253	-	-	23,197,253
ECL allowance as at 1 January 2022	589,914	-	-	589,914
ECL on disbursements	923,915	-	-	923,915
ECL on Repayment (excluding write-o	(872,490)	-	-	(872,490)
Movement to Stage 1	-	-	-	-
Movement to Stage 2	-	-	-	-
Movement to Stage 3	-	-	-	-
At 31 December 2022	650,339	-	-	650,339
Gross carrying amount as at 1 January 2022	20,761,900	-	-	20,761,900
Disbursements	103,145,121	-	-	103,145,121
Repayment (excluding write-off)	(102,277,738)	-	-	(102,277,738)
Movement to Stage 1	-	-	-	-
Movement to Stage 2	-	-	-	-
Movement to Stage 3	-	-	-	-
At 31 December 2022	21,629,283	-	-	21,629,283
ECL allowance as at 1 January 2022	589,914	-	-	589,914
ECL on disbursements	921,612	-	-	921,612
ECL on Repayment (excluding write-o	(872,490)	-	-	(872,490)
Movement to Stage 1	-	-	-	-
Movement to Stage 2	-	-	-	-
Movement to Stage 3	-	-	-	-
At 31 December 2022	639,036	-	-	639,036

CO-OPHOLDINGS CO-OPERATIVE SOCIETY LIMITED AND SUBSIDIARIES  
NOTES TO THE CONSOLIDATED FINANCIAL STATEMENTS (continued)  
FOR THE YEAR ENDED 31 DECEMBER 2022

47. CONTINGENT LIABILITIES (continued)

b) Impairment losses on financial guarantees, letters of credit and other undrawn commitments  
(Continued)

Undrawn commitment

	Group and Bar Stage 1 KShs'000	Stage 2 KShs'000	Stage 3 KShs'000	Total KShs'000
Gross carrying amount as at 1 January 2022	1,010,898	-	-	1,010,898
Disbursements	5,132,141	-	-	5,132,141
Repayment (excluding write-off)	(1,513,250)	-	-	(1,513,250)
Movement to Stage 1	-	-	-	-
Movement to Stage 2	-	-	-	-
Movement to Stage 3	-	-	-	-
At 31 December 2022	4,629,789	-	-	4,629,789
ECL allowance as at 1 January 2022	17,346	-	-	17,346
ECL on disbursements	312,621	-	-	312,621
ECL on Repayment (excluding write	(114,145)	-	-	(114,145)
Movement to Stage 1	-	-	-	-
Movement to Stage 2	-	-	-	-
Movement to Stage 3	-	-	-	-
At 31 December 2022	215,822	-	-	215,822
Letters of credit				
Gross carrying amount as at 1 January 2021	13,725,691	-	-	13,725,691
Disbursements	97,406,900	-	-	97,406,900
Repayment (excluding write-off)	(91,669,474)	-	-	(91,669,474)
Movement to Stage 1	-	-	-	-
Movement to Stage 2	-	-	-	-
Movement to Stage 3	-	-	-	-
At 31 December 2021	19,463,117	-	-	19,463,117
ECL allowance as at 1 January 2021	576,841	-	-	576,841
ECL on disbursements	204,990	-	-	204,990
ECL on Repayment (excluding write	(386,658)	-	-	(386,658)
Movement to Stage 1	-	-	-	-
Movement to Stage 2	-	-	-	-
Movement to Stage 3	-	-	-	-
At 31 December 2021	395,173	-	-	395,173

CO-OPHOLDINGS CO-OPERATIVE SOCIETY LIMITED AND SUBSIDIARIES  
NOTES TO THE CONSOLIDATED FINANCIAL STATEMENTS (continued)  
FOR THE YEAR ENDED 31 DECEMBER 2022

47. CONTINGENT LIABILITIES (continued)

b) Impairment losses on financial guarantees, letters of credit and other undrawn commitments  
(Continued)

Guarantees

	Group Stage 1 KShs'000	Stage 2 KShs'000	Stage 3 KShs'000	Total KShs'000
Gross carrying amount as at				
1 January 2021	21,574,823	-	-	21,574,823
Disbursements	58,248,535	-	-	58,248,535
Repayment (excluding write-off)	(59,061,458)	-	-	(59,061,458)
Movement to Stage 1	-	-	-	-
Movement to Stage 2	-	-	-	-
Movement to Stage 3	-	-	-	-
At 31 December 2021	20,761,900	-	-	20,761,900

ECL allowance as at 1 January 2021	346,213	-	-	346,213
ECL on disbursements	485,468	-	-	485,468
ECL on Repayment (excluding write-off)	(241,767)	-	-	(241,767)
Movement to Stage 1	-	-	-	-
Movement to Stage 2	-	-	-	-
Movement to Stage 3	-	-	-	-
At 31 December 2021	589,914	-	-	589,914

Bank

Gross carrying amount as at				
1 January 2021	21,574,823	-	-	21,574,823
Disbursements	58,248,535	-	-	58,248,535
Repayment (excluding write-off)	(59,061,458)	-	-	(59,061,458)
Movement to Stage 1	-	-	-	-
Movement to Stage 2	-	-	-	-
Movement to Stage 3	-	-	-	-
At 31 December 2021	20,761,900	-	-	20,761,900

ECL allowance as at 1 January 2021	346,213	-	-	346,213
ECL on disbursements	485,468	-	-	485,468
ECL on Repayment (excluding write-off)	(241,767)	-	-	(241,767)
Movement to Stage 1	-	-	-	-
Movement to Stage 2	-	-	-	-
Movement to Stage 3	-	-	-	-
At 31 December 2021	589,914	-	-	589,914

CO-OPHOLDINGS CO-OPERATIVE SOCIETY LIMITED AND SUBSIDIARIES  
NOTES TO THE CONSOLIDATED FINANCIAL STATEMENTS (continued)  
FOR THE YEAR ENDED 31 DECEMBER 2022

47. CONTINGENT LIABILITIES (Continued)

b) Impairment losses on financial guarantees, letters of credit and other undrawn commitments  
(Continued)

Undrawn commitment	Stage 1 KShs'000	Stage 2 KShs'000	Stage 3 KShs'000	Total KShs'000
Gross carrying amount as at				
1 January 2021	1,043,808	-	-	1,043,808
Disbursements	452,257	-	-	452,257
Repayment (excluding write-off)	(485,167)	-	-	(485,167)
Movement to Stage 1	-	-	-	-
Movement to Stage 2	-	-	-	-
Movement to Stage 3	-	-	-	-
At 31 December 2021	1,010,898	-	-	1,010,898
	Stage 1 KShs'000	Stage 2 KShs'000	Stage 3 KShs'000	Total KShs'000
ECL allowance as at 1 January 2021	20,596	-	-	20,596
ECL on disbursements	13,588	-	-	13,588
ECL on Repayment (excluding write-off)	(16,838)	-	-	(16,838)
Movement to Stage 1	-	-	-	-
Movement to Stage 2	-	-	-	-
Movement to Stage 3	-	-	-	-
At 31 December 2021	17,346	-	-	17,346

c) Pending legal suits

The Bank operates in a regulatory and legal environment that, by nature, has a heightened element of litigation risk inherent to its operations. As a result, it is involved in various litigation, arbitration and regulatory investigations and proceedings, arising in the ordinary course of the Bank's business. When the Bank can reliably measure the outflow of economic benefits in relation to a specific case and considers such outflows to be probable, the Bank records a provision against the case. Where the probability of outflow is considered to be remote, or probable, but a reliable estimate cannot be made, a contingent liability is disclosed. However, when the Bank is of the opinion that disclosing these estimates on a case-by-case basis would prejudice their outcome, then the Bank does not include detailed, case-specific disclosures in its financial statements.

47. CONTINGENT LIABILITIES (Continued)

c) Pending legal suits (continued)

Given the subjectivity and uncertainty of determining the probability and amount of losses, the Bank takes into account a number of factors including legal advice, the stage of the matter and historical evidence from similar incidents. Significant judgement is required to conclude on these estimates. Some of the key pending legal suits include:-

(i) *Kenya Continental Holdings*

This is an injunction application seeking to stop the Bank from selling the company's security alleging fraud and misrepresentation on the part of the Bank with a claim for special damages for alleged loss of opportunities amounting to Kshs. 404,785,225. The Bank has a counterclaim amounting to Kshs 521,318,439 against the debtor. Judgment was entered in favour of the Bank on 2nd November 2020. The Court dismissed the Plaintiff's suit and James Nderitu's Counterclaim against the Bank with costs. The Court entered Judgment for the Bank on its Counterclaim as follows: (i) Kshs. 145 Million against Kenya Continental Hotel Limited together with interest at the rate of 18% per annum from 29th January, 1999 until payment in full; (ii) Kshs.80,644,151.00 against Kenya Continental Hotel Ltd together with interest at the rate of 20% per annum from 25th September, 2000 until payment in full; (iii) Against the Guarantors a sum not exceeding Kshs. 100 Million each; (iv) The Bank was also awarded costs of the suit. There is no exposure to the Bank in this matter. Parties are negotiating a settlement on how the decretal sums shall be paid to the Bank. The man Directorss of Kenya Continental Holdings James Nderitu and Hellen Nderitu unfortunately passed. Their beneficiaries are pursuing letters of administration to enable them complete the consent process. Matter will be mentioned on 5th May 2023.

(ii) *Boaz Mathews Ouma Awiti & three others*

This is a claim for KShs 31,864,120 against the Bank relating to the sale and purchase of shares in Bob Mathews Stockbrokers Ltd (now Kingdom Securities Limited). The Bank has successfully applied for and obtained a stay of proceedings and referral of the matter to arbitration as per the terms of the Share purchase agreement. On 1st December 2022, the Arbitrator ordered the parties to each appoint a firm of auditors to prepare a report on the claim. The Plaintiff chose Sierro and Associates while the Bank chose PKF East Africa Matter to be mentioned on 3rd March 2023 to confirm completion of the audit exercise and possible settlement of the Claim.

(iii) *Alice Anyona Mumo & Others vs. RBA & Co-operative Bank of Kenya Limited Retirement Benefit Scheme, 2007 RBA Tribunal appeal no. 8 of 2013 (NBI)*

This is an appeal against the RBA ruling dated 26 May 2011 confirming that member benefits were duly paid in accordance with the applicable Trust Deed and Rules. The ruling is in regard to the initial claim filed with the Retirement Benefits Authority (RBA) under section 46 of the RBA Act alleging that the scheme had not computed and paid the ex-staff the correct amounts. They claimed that the estimated amount allegedly due to them is approximately KShs 2 billion. The ex-staff being dissatisfied with the ruling appealed against the same citing various grounds of appeal. Judgment was entered in the Scheme's favor by the Retirement Benefits Tribunal On 12<sup>th</sup> October 2021. The Claimant's appeal was dismissed. The Claimants sought leave to institute Judicial Review proceedings against the Tribunal's decision with the High Court. Ruling on the application for leave to institute Judicial Review was delivered on 9th February 2023.

The Court declined to grant leave for the Applicants to challenge the decision of the RBA Tribunal. The Applicants have indicated an intention to challenge the decision of the High Court in the Court of Appeal. We shall defend against the Appeal should it be lodged. Based on advice received from the Scheme Administrators and the Actuaries, no liability is expected to arise in future in respect of this claim.

No provision has been made in these financial statements for the above pending suits as based on professional legal advice, the directors are of the opinion that no liabilities are expected to arise in future in respect of these claims.

CO-OPHOLDINGS CO-OPERATIVE SOCIETY LIMITED AND SUBSIDIARIES  
NOTES TO THE CONSOLIDATED FINANCIAL STATEMENTS (continued)  
FOR THE YEAR ENDED 31 DECEMBER 2022

**47 CONTINGENT LIABILITIES (Continued)**

**(d) Excise duty on financial transactions**

In 2016, the Kenya Revenue Authority (KRA) demanded from the Bank tax amounting to KShs 621,537,611 relating to alleged non-payment of excise duty for the period 2013 to 2015. This amount is made up of principal excise duty of KShs 495,403,544 and interest of KShs 126,134,067 as shown below:

Period	Principal KShs	Interest KShs	Total KShs
2013	134,213,458	51,167,844	185,381,302
2014	263,528,443	63,246,826	326,775,269
2015	<u>97,661,643</u>	<u>11,719,397</u>	<u>109,381,040</u>
	<u><b>495,403,544</b></u>	<u><b>126,134,067</b></u>	<u><b>621,537,611</b></u>

The management, through the tax agent, disputed the demand on factual and technical grounds and the matter was referred to the Tax Appeals Tribunal. The subject of the dispute is industry wide. In July 2020, the case was determined by the Tax Appeals Tribunal and ruled in favour of the Bank. KRA has since challenged the ruling at the High Court of Kenya and the case is yet to be determined as at 31 December 2022.

No provision has been made in these financial statements for the principal tax and interest shown above as the directors based on the TAT ruling and facts of the matter are of the opinion that no liability will arise

**48. FIDUCIARY ACTIVITIES**

The Group provides custody, trustee, corporate administration, investment management and advisory services to third parties, which involve the Group making allocation and purchase and sale decisions in relation to a wide range of financial instruments. These financial instruments comprise deposits with financial institutions, government securities and quoted and unquoted securities, among others. Those assets that are held in a fiduciary capacity are not included in these financial statements. Some of these arrangements involve the Group accepting targets for benchmark levels of returns for the assets under the Group's care. These services give rise to the risk that the Group will be accused of maladministration or under-performance.

The Group at Custodial & Investor Services department holds assets on behalf of customers with a value of KShs 185.2 billion (2021 - KShs 162.8 billion). The income for the period for custodial services was KShs 301.3 million (2021- KShs 202.9 million) while the expenses amounted to KShs 62.8 million (2021- KShs 64.0 million).

The Group, through Co-op Trust Investment Services Limited manages securities with a value of KShs 196.47 billion (2021- KShs 189.25 billion) on behalf of customers. The total income for the period from fund management was KShs 343.08 million (2021- KShs 268.27 million), with total expenses amounting to KShs 182.51 million (2021- KShs 143.91 million).

**49. ASSETS PLEDGED AS SECURITY**

As at 31 December 2022, there were no assets pledged by the Group to secure liabilities.

**50. CURRENCY**

These financial statements are presented in Kenya Shillings (KShs) and are rounded to the nearest KShs 1,000.

**51. EVENTS AFTER REPORTING PERIOD**

The directors are not aware of any other events after the reporting date that require disclosure in or adjustments to the financial statements as at the date of this report.